



Rocking America Since 1929

HALQUIST
S T O N E



ROCKING AMERICA SINCE 1929

IN 1929 SWEDISH IMMIGRANT JOHN HALQUIST PURCHASED A 2-ACRE CURBING QUARRY JUST OUTSIDE OF SUSSEX WISCONSIN. BY THE END OF WORLD WAR II, JOHN GREW THE SMALL QUARRY, WITH THE HELP OF HIS SON ALBIN, INTO WHAT IS NOW ONE OF THE LARGEST BUILDING STONE COMPANIES IN THE UNITED STATES.

HALQUIST SOON REALIZED THAT LANNON STONE, QUARRIED IN THE AREA SINCE THE 1850s, HAD A GOOD REPUTATION FOR YIELDING HIGH QUALITY LIME, CURBING, PAVING, FOUNDATION AND BUILDING STONE. THIS REPUTATION ALLOWED THE COMPANY TO ENJOY THE POSTWAR BUILDING BOOM, AND LANNON STONE BECAME THE PREDOMINATELY USED MATERIAL FOR HOUSES AND CHURCHES IN MILWAUKEE, CHICAGO AND THE NORTHERN MIDWEST. OVER THE YEARS HALQUIST STONE BECAME THE INNOVATORS IN THE INDUSTRY WITH MANY FIRSTS. WE WERE THE FIRST TO USE DIAMOND SAWS AND STONE SPLITTERS, FIRST IN TUMBLING STONE AND MAKING THINSTONE. HALQUIST WAS ALSO THE FIRST TO LOCALLY MARKET STONE FROM AROUND THE COUNTRY AND ONE OF THE FIRST PRODUCERS TO RECYCLE ITS WASTE INTO AGRICULTURAL LIME AND CRUSHED STONE. THIS LAID THE FOUNDATION FOR WHAT IS NOW A SUCCESSFUL AGGREGATE BUSINESS.

IN THE LATE 1990s WE ADDED ADDITIONAL CAPACITY WITH OUR CHILTON AND FOND DU LAC QUARRIES AND IN 2014 WE PURCHASED OUR FOND DU LAC SILVER QUARRY. THIS ENABLED

US TO PROVIDE UNIQUE COLORS AND TEXTURES TO OUR PRODUCT LINE THAT WAS NOT COMMONLY FOUND IN NATURAL STONE. TODAY WE HAVE THE INDUSTRY'S MOST ADVANCED FABRICATING EQUIPMENT, INCLUDING STATE-OF-THE-ART 3, 4 AND 5-AXIS CNC MACHINES.

WHETHER IT'S IN OUR SHOWROOMS, QUARRIES OR OUR NATIONAL DISTRIBUTION CHANNELS YOU'LL FIND THE HIGHEST QUALITY BUILDING AND LANDSCAPING STONE KNOWN TO MANKIND. BECAUSE NATURAL STONE MAY BE THE MOST VERSATILE PRODUCT AVAILABLE IN BUILDING AND LANDSCAPING, WE PAY SPECIAL ATTENTION TO THE DETAILS OF YOUR PLAN TO ENSURE THAT THE RIGHT STONE IS SPECIFIED BEFORE THE ORDER IS PLACED. WHETHER YOU ARE A HOMEOWNER, BUILDER OR ARCHITECT, WE ENCOURAGE YOU TO TALK TO US VERY EARLY IN THE PROJECT TO DISCUSS THE PREFERRED STONE FOR THE APPLICATION YOU HAVE DESIGNED. THE TEAM OF EXPERTS AT HALQUIST CAN ASSIST YOU WITH RECOMMENDATIONS THAT ADD QUALITY AND CHARACTER THROUGHOUT THE ENTIRE PROJECT.

THE SPIRIT OF INNOVATION AND CUSTOMER SERVICE STILL REMAINS TODAY AS IT DID IN 1929. AT EVERY LEVEL OF OUR ORGANIZATION WE UNDERSTAND THAT CUSTOMER SERVICE IS JOB #1. THAT'S WHY AS A HOMEOWNER, LANDSCAPER, ARCHITECT, MASON, OR A QUALITY HOME BUILDER YOU CAN REST ASSURE THAT WE WILL DO EVERYTHING IN OUR POWER TO GAIN YOUR TRUST AS YOUR **#1 SOURCE** FOR ALL YOUR STONE NEEDS.



CUSTOM BLEND

EPIC SYSTEMS | VERONA, WISCONSIN

THE NATURAL FACES OF STONE

HALQUIST STONE'S VENEER COLLECTION IS DESIGNED TO COMPLIMENT A WIDE VARIETY OF ARCHITECTURAL STYLES. WHETHER YOU'RE CREATING A SLEEK, MODERN STONE ACCENT WALL IN A BATHROOM TO A MORE TRADITIONAL FIREPLACE IN THE LIVING ROOM, WE HAVE SOME OF THE MOST DESIRED COLORS AND TEXTURES TO CHOOSE FROM.

MOST OF HALQUIST STONE'S VENEER COLLECTION COMES FROM THE FAMOUS NIAGARA DOLOMITE, WITH LAYERS TYPICALLY RANGING FROM 1" THICK TO 24" THICK. HOW WE USE THOSE LAYERS - FOR SIZE, TEXTURE AND COLOR - GIVE THE UNIQUE LOOK THAT HAVE BEEN USED FOR CENTURIES. THE SURFACE COLORS OF ALL NIAGARA DOLOMITES DERIVE FROM NATURAL IRON OXIDES, WHICH LEAVE COLORS THAT BLEND WITH LOCAL SOILS TO LEAVE A UNIQUE LOOK ON EACH STONE. CHEMICAL IRON OXIDES ARE THE TYPICAL BASE MATERIAL FOR COLORING CONCRETE, BUT WITH OUR STONE BEING OVER 390 MILLION YEARS OLD, YOU HAVE A LOOK AND DURABILITY THAT NO MANUFACTURER CAN REPRODUCE.

SPLITFACE.

STONE THAT HAS BEEN BROKEN BY A HYDRAULIC SPLITTER TO A SPECIFIC SIZE.

SEAMFACE.

A VERTICAL CRACK IN THE QUARRY THAT IS EXPOSED TO THE ELEMENTS, OFTEN SHOWING COLORATION. THIS COLORATION IS THE EDGE OF THE STONE.

WEATHEREDGE.

THIS IS A NATURAL ALTERATION BY EITHER CHEMICAL OR MECHANICAL PROCESSES DUE TO THE ACTION OF ATMOSPHERIC CONDITIONS, SURFACE WATERS, SOIL AND OTHER GROUND WATERS, ALONG WITH TEMPERATURE CHANGES. THE STONE FEATURES MORE OF A GROOVED OR TEXTURED FACE.

BEDFACE.


THE NATURAL TOP OR BOTTOM OF A LAYERED STONE = A FLAGSTONE FACE. IT'S ALSO CALLED NATURAL CLEFT.

ROCKFACE.

DONE BY HAND WITH A CHIPPING TOOL, ROCK FACE STONE IS CHIPPED AROUND THE PERIMETER TO PRODUCE A BOLD, CONVEX PROJECTION ALONG ITS FACE. THIS FINISH CREATES A MORE MASSIVE APPEARANCE THAN SPLIT FACE.



SPLITFACE



SEAMFACE



WEATHEREDGE



BEDFACE



ROCKFACE

GROUT TECHNIQUES

THROUGHOUT THIS ENTIRE BROCHURE OUR STONE COLOR PROFILES ARE SHOWN WITHOUT GROUT JOINTS AS WE FOCUS MORE ON THE BEAUTY AND COLOR OF THE STONE. WE DO THIS BECAUSE GROUT - AND SOMETIMES THE LACK OF IT - HAS AN AMAZING IMPACT ON THE LOOK OF THE FINAL PRODUCT. ALL SQUARE FOOTAGE OF OUR PRODUCT IS BASED ON A 3/4 INCH AVERAGE JOINT.

THERE ARE THREE FACTORS THAT ARE VERY IMPORTANT IN STONE MASONRY:

- 1] SELECTING THE RIGHT STONE FOR THE PROJECT
- 2] SELECTING A GOOD MASON
- 3] SELECTING AN APPROPRIATE GROUT TECHNIQUE

THREE COMMON GROUT TECHNIQUES THAT MASONS CAN DO ARE:

RAKED JOINT. ALSO KNOWN AS A STANDARD JOINT IS ACHIEVED BY LAYING EACH STONE ROUGHLY ONE FINGER WIDTH APART FROM EACH OTHER, THEN GROUTING BETWEEN EACH STONE. ONCE THE MORTAR IS SEMI-DRY, IT'S "RAKED" WITH A VARIETY OF MASONRY TOOLS TO ULTIMATELY ACHIEVE A CONSISTENT DEPTH. THIS ALLOWS THE EDGE OF EACH STONE TO BE SEEN.

FLUSH OR BRUSHED JOINT. A FLUSH JOINT IS WHEN A TROWEL IS HELD FLAT AGAINST THE STONE OR BRICK AND MOVED ALONG THE SURFACE, SO AS TO CUT AWAY THE EXCESS MORTAR. THE RESULTING JOINT IS FLUSH WITH THE STONE.

OVERGROUT JOINT. WHEN YOU COMPARE THIS IN THE PHOTOGRAPHS TO THE RIGHT YOU'LL NOTICE HOW DIFFERENT THE STONE LOOKS. THE WAY THE GROUT IS APPLIED TENDS TO GIVE THE STONE A RUSTIC AND AGED APPEARANCE. THE JOINTS ARE WIDENING, DRY IRREGULAR AND OVERLAPS THE FACE OF THE STONE.

COLORLED GROUT. DIFFERENT COLORS OF GROUT CAN ALSO CHANGE THE IMPACT OF THE STONE. ALL THE STONE PANELS TO THE RIGHT ARE SHOWN WITH STANDARD GRAY MORTAR. MORTAR COLORS ARE ALMOST UNLIMITED.

YOU MAY WISH TO HAVE YOUR MASON MAKE A MOCK-UP OF THE GROUT TECHNIQUES YOU WISH TO USE PRIOR TO BEGINNING THE ACTUAL INSTALLATION AND THAT YOU UNDERSTAND HOW THE STONE WILL LOOK ON A LARGER SCALE.

NOTE: ALL STONE SWATCHES IN THIS CATALOG ARE SHOWN WITH NO JOINT DUE TO SIZE LIMITATION WITH THE PANELS. PLEASE CONSULT WITH YOUR ARCHITECT AND DESIGNER FOR BEST GROUT FOR EACH BLEND.



RAKED JOINT



FLUSH JOINT



OVERGROUT JOINT



LEDGESTONE COLLECTION

USING HALQUIST NATURAL STONE PRESENTS AN AUTHENTIC IMAGE TO OTHERS AND CULTIVATES A DEEPER FORM OF INTEGRITY. NATURE MAKES NO EXCUSES, PUTS ON NO DISGUISES, HIDES ABSOLUTELY NOTHING, AND NEVER SETTLES FOR LESS THAN THE REAL THING. AND ONLY NATURAL STONE CAN MAKE THESE CLAIMS. THE LEDGE COLLECTION FROM HALQUIST IS ONE OF OUR MOST POPULAR ASHLAR SHAPED PROFILES FOR THIS EXACT REASON.

THE AGELESS BEAUTY OF NATURAL STONE IS EXEMPLIFIED WITH THE LEDGE COLLECTION. THIS COLLECTION OFFERS BLENDS OF WEATHERED, SEAMFACE AND SNAPPED EDGE STONE WHICH WILL DETERMINE SIZE, TEXTURE AND COLOR. DEPENDING ON HOW IT IS INSTALLED, YOU CAN VARY THE FINAL LOOK OF YOUR PROJECT.

FOND DU LAC
COBBLEFIELD



MAYVILLE
BUFF



BASSWOOD
GREY



BROOKFIELD
BUFF

SHOWN WITH JUMPERS



**CHILTON
FULL COLOR**



**CHILTON
BROWN**



**CHARCOAL
WEATHEREDGE**



**BROOKFIELD
GREY**

SHOWN WITH JUMPERS

MAPLE RIDGE
BROWN



FOND DU LAC
LEDGE

BEAVER CREEK
LEDGE





ASHEVILLE | LEDGE



AUBURN LEDGE | LEDGE



BASSWOOD BUFF | LEDGE



BASSWOOD GREY | LEDGE



BEECHWOOD | LEDGE



BEAVER CREEK LEDGE | LEDGE



BLACK FOREST | LEDGE



BROOKFIELD BUFF | LEDGE



BROOKFIELD BUFF JUMPERS | LEDGE



BROOKFIELD FULL COLOR | LEDGE



BROOKFIELD FULL COLOR JUMPERS | LEDGE



BROOKFIELD GREY | LEDGE



BROOKFIELD GREY JUMPERS | LEDGE



CASCADE | LEDGE



CHARCOAL LEDGE | LEDGE



CHARCOAL WEATHEREDGE | LEDGE



CHILTON BROWN | LEDGE



CHILTON COBBLEFIELD | LEDGE



CHILTON FULL COLOR | LEDGE



CHILTON LEDGE | LEDGE



CHILTON RED | LEDGE



CHILTON STRATIFIED | LEDGE



COVINGTON | LEDGE



FOND DU LAC COBBLEFIELD | LEDGE



FOND DU LAC LEDGE | LEDGE



FOND DU LAC RUSTIC | LEDGE



FOREST | LEDGE



MAPLE RIDGE | LEDGE



MAPLE RIDGE BROWN | LEDGE



MAYVILLE BUFF | LEDGE



MAYVILLE SILVER | LEDGE



SILVER COBBLEFIELD | LEDGE



SILVERLEDGE | LEDGE



SYCAMORE | LEDGE



TAMARACK | LEDGE



TUMBLED BROOKFIELD | LEDGE



TUMBLED CHILTON COBBLEFIELD | LEDGE



TUMBLED CHILTON LEDGE | LEDGE



TUMBLED SILVERLEDGE | LEDGE



ASHEVILLE



MOSAIC COLLECTION

THROUGH OUT HISTORY, NATURAL STONE HAS BEEN THE PREMIER BUILDING MATERIAL. ITS' TIMELESS ELEGANCE AND LASTING DURABILITY HAS MADE IT IDEAL IN COUNTLESS APPLICATIONS. BUILDING NATURALLY MEANS USING PURE STONE IN ALL YOUR APPLICATIONS AND NEVER SETTLING FOR LESS THAN AUTHENTICITY.

THE MOSAIC COLLECTION FROM HALQUIST STONE IS A STYLE OF STONES THAT ARE VERY RUGGED AND IRREGULAR BEDFACE STONE. THE RANDOM SHAPES AND SIZES OF THESE ROUGH-EDGE STONES CREATE EXCITING PATTERNS FOR BOTH CONTEMPORARY AND RUSTIC CLASSICS.

KOHLER
GREY



TUMBLING
VICTORIA

STOCKBRIDGE



KOHLER
FULL COLOR





ASHFORD | MOSAIC



BEAVER CREEK WEBWALL | MOSAIC



CHALET BUFF | MOSAIC



CHALET FULL COLOR | MOSAIC



CHALET GREY | MOSAIC



CHILTON WEBWALL | MOSAIC



FOND DU LAC BUFF WEBWALL | MOSAIC



FOND DU LAC SILVER WEBWALL | MOSAIC



KOHLER BUFF | MOSAIC



KOHLER FULL COLOR | MOSAIC




KOHLER GREY | MOSAIC



LANNON BUFF WEBWALL | MOSAIC



LANNON FULL COLOR WEBWALL | MOSAIC



LANNON GREY WEBWALL | MOSAIC



PLUM CREEK MOSAIC | MOSAIC



STOCKBRIDGE | MOSAIC



TUMBLED VICTORIA | MOSAIC

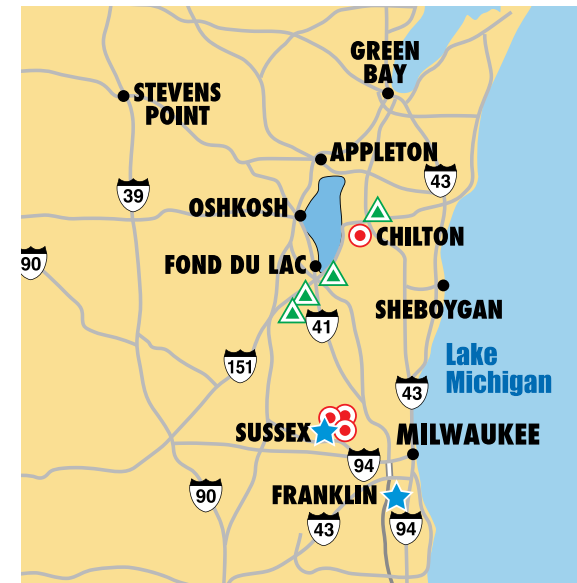


VICTORIA | MOSAIC

ITS ALL ABOUT THE DETAILS!

THE DEDICATION TO PROVIDING OUR CUSTOMERS WITH THE BEST STUFF MADE ON EARTH IS WHAT TRANSCENDS THE ORDINARY INTO A BODY OF WORK THAT INSPIRES THE SOUL.

THE STAFF AT HALQUIST STONE ARE DEDICATED TO HELPING YOU BRING YOUR IDEAS TO LIFE. WE INVITE YOU TO VISIT OUR 8,000 SQUARE FOOT DESIGNER SHOWROOM ALONG WITH OVER 4-ACRES OF OUTDOOR DISPLAYS. AFTER YOU'VE HAD AN OPPORTUNITY TO LOOK OVER THE MANY OPTIONS THAT ARE AVAILABLE TO YOU, WE CAN HELP YOU TAKE THE NEXT STEP IN DESIGNING THE HOME OR COMMERCIAL PROJECT OF YOUR DREAMS. WITH NINE QUARRIES AND FABRICATION FACILITIES THROUGHOUT WISCONSIN AND OUR ARIZONA OPERATIONS, YOU WON'T FIND A BETTER SELECTION OF COLORS AND TEXTURES DELIVERED TO YOU IN A TIMELY FASHION.



CORPORATE OFFICE AND DESIGNER SHOWROOM | SUSSEX, WISCONSIN



FULL VENEER/LANDSCAPE PRODUCTION | LANNON FACILITY



THINSTONE PRODUCTION | LANNON FACILITY | LANNON, WISCONSIN



LANNON QUARRY | LANNON, WISCONSIN



CHILTON QUARRY | CHILTON, WISCONSIN



BLEND COLLECTION

NATURAL STONE FROM HALQUIST COMES FROM A BROAD RANGE OF COLORS, PATTERNS, FINISHES AND TEXTURES. THINK BACK TO WHEN YOU WERE A KID AND FOUND DIFFERENT COLORED STONES THAT WERE BEAUTIFULLY UNIQUE. NATURAL STONES DIVERSITY AND WHAT YOU CAN DO WITH IT AESTHETICALLY IS ABOUT AS VARIED AS YOUR IMAGINATION.

THE BLEND COLLECTION COMBINES A WIDE VARIETY OF STONES INTO ONE BEAUTIFUL BLEND. THEY REPRESENT A MIXTURE OF WEATHEREDGE, SPLITFACE, BEDFACE AND BOULDERS. SO NO MATTER WHAT YOUR VISION, HALQUIST CAN HELP BRING IT TO REALITY.



KENSINGTON
FULL COLOR





RUSTIC STRIP



STERLING GREY



BEAVER CREEK PRAIRIE



MANCHESTER



BEAVER CREEK MARSH | BLEND



BEAVER CREEK PRAIRIE | BLEND



CALUMET | BLEND



CAMBRIDGE | BLEND



COBBLE CREEK ROCK | BLEND



CUMBERLAND | BLEND



DUBLIN | BLEND



GENEVA | BLEND



KENSINGTON BUFF | BLEND



KENSINGTON FULL COLOR | BLEND



KENSINGTON GREY | BLEND



KINGSTON | BLEND



MANCHESTER | BLEND



MESQUITE | BLEND



MOSSY MOUNTAIN | BLEND



AVAILABLE IN
THIN ONLY

MULBERRY | BLEND



ROCHESTER | BLEND



RUSTIC STRIP | BLEND



STERLING GREY | BLEND



TREVINO | BLEND



TREVINO



TUMBLED STERLING GREY | BLEND



WOODSTOCK | BLEND



WOODSTOCK

CASTLESTONE COLLECTION

CASTLESTONE FROM HALQUIST IS ONE OF THE MOST BEAUTIFUL COLLECTIONS OF NATURAL STONES AVAILABLE. THIS STONE IS A SELECTION OF STONES THAT ARE SET IN A RANDOM ASHLAR PATTERN DOMINATED WITH TALLER OR BLOCKY PIECES. THE STONES MAY CONSIST OF BEDFACE, SPLITFACE OR HAND-ROCKFACED PIECES. FOR A RUGGED LOOK, THE CASTLESTONE COLLECTION IS DIMENSIONED BY

EITHER SPLIT OR SAWED HEIGHTS. A SAWED BED IS ALSO EASIER FOR THE MASONS TO INSTALL AND MORE ECONOMICAL ON THE BOTTOM-LINE. WE USUALLY LEAVE A HALF INCH GAP FOR SAWED BED MORTAR JOINTS. A MORE FORMAL AND CLEAN-EDGED LOOK IS AVAILABLE IN A RICH BLEND OF TEXTURES AND COLORS FOR AN UNMISTAKABLE DESIGN EXPRESSION.



**PLUM CREEK
DIMENSIONAL**



**BEAVER CREEK
DIMENSIONAL**

SHOWN IN COURSED HEIGHTS



**LANNON
CHATEAU**



MIDDLETON



COPENHAGEN



TUMBLED BILTMORE



DIMENSIONAL CHALET GREY





ROCKFACED
LANNON



BEAVER CREEK CASTLE | CASTLE



SAWED HEIGHT

BEAVER CREEK DIMENSIONAL | CASTLE



SAWED HEIGHT

BILTMORE | CASTLE



CARBONDALE | CASTLE



CASTLEWOOD | CASTLE



CHAMBORD | CASTLE



CHATEAU | CASTLE



SAWED HEIGHT

CHILTON HONED | CASTLE



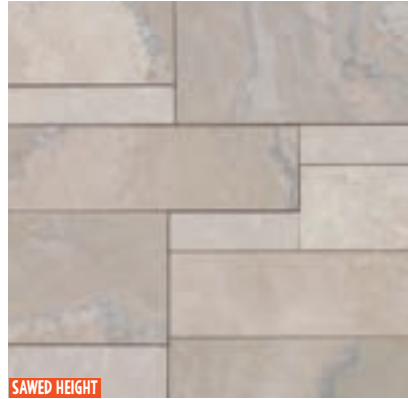
COLONIAL | CASTLE



CONCORD | CASTLE



COPENHAGEN | CASTLE



SAWED HEIGHT

DEL MAR | CASTLE



SAWED HEIGHT

DIMENSIONAL CHALET BUFF | CASTLE



SAWED HEIGHT

DIMENSIONAL CHALET GREY | CASTLE



GREY CHATEAU | CASTLE




GREY/BUFF CHATEAU | CASTLE



HAMILTON BUFF | CASTLE



HAMILTON GREY | CASTLE



SAWED HEIGHT

HAND ROCKFACED LANNON | CASTLE



SAWED HEIGHT

IDEAL FULL COLOR | CASTLE



SAWED HEIGHT

IDEAL BUFF | CASTLE



SAWED HEIGHT

JERICHO | CASTLE



SAWED HEIGHT

LANDMARK | CASTLE



LANNON BUFF HANDCUT | CASTLE



LANNON CHATEAU | CASTLE



LONG ISLAND | CASTLE



SAWED HEIGHT

MAYFAIR BUFF | CASTLE



SAWED HEIGHT

MAYFAIR FULL COLOR | CASTLE



SAWED HEIGHT

MAYFAIR GREY | CASTLE



SAWED HEIGHT

MIDDLETON | CASTLE



SAWED HEIGHT

MONARCH | CASTLE




SAWED HEIGHT

NASHVILLE | CASTLE



SAWED HEIGHT

PLUM CREEK DIMENSIONAL | CASTLE



THIN ONLY

POTOMAC | CASTLE



SAWED HEIGHT

PRINCETON | CASTLE



SAWED HEIGHT

REGAL | CASTLE



SAWED HEIGHT

RUBICON | CASTLE



SEVILLE | CASTLE



SAWED HEIGHT

SMOKEY MOUNTAIN | CASTLE



SAWED HEIGHT

SUSSEX BUFF | CASTLE



SAWED HEIGHT

SUSSEX GREY | CASTLE



SAWED HEIGHT

SUSSEX GREY SPLITFACE | CASTLE



SAWED HEIGHT

TUMBLED BILTMORE | CASTLE



TUMBLED CHATEAU | CASTLE



TUMBLED COPENHAGEN | CASTLE



TUMBLED GREY CHATEAU | CASTLE



SAWED HEIGHT

TUMBLED MIDDLETON | CASTLE



SAWED HEIGHT

TUMBLED VANDERBILT | CASTLE



SAWED HEIGHT

VANDERBILT | CASTLE



SAWED HEIGHT

WAUKESHA BROWN | CASTLE



SAWED HEIGHT

WAUKESHA BUFF | CASTLE



SAWED HEIGHT

WINNEBAGO DIMENSIONAL | CASTLE




SAWED HEIGHT

WINNEBAGO DIMENSIONAL TUMBLED | CASTLE

OUR SIGNAGE CAN TURN SOME HEADS.

IN TODAY'S WORLD, YOU MUST GRAB SOMEONE'S ATTENTION AT A MOMENTS NOTICE. USING CREATIVE OUTCROPPING SIGNAGE FROM HALQUIST STONE CAN HELP YOUR PROJECT STAND OUT FROM THE CROWD. WHETHER YOU'RE IN NEED OF A SIGN FOR AN ENTRANCE OF A NEIGHBORHOOD SUBDIVISION, A CORPORATE OFFICE OR EVEN A RETAIL STORE, HALQUIST HAS A WIDE VARIETY OF COLORS, SIZES AND SHAPES TO MEET YOUR NEEDS. WE WILL TAKE YOUR LOGO AND SANDBLAST IT WITH CUSTOM PAINT THAT WILL LAST FOR YEARS TO COME.






DIMENSIONAL
CHALET BUFF



POTOMAC



CHAMBORD



CONCORD

BUILT WITH VALUES.

FROM INVESTING IN STATE-OF-THE-ART EQUIPMENT AND FOLLOWING THE SAME VALUES OF QUALITY THAT OUR FOUNDER, JOHN HALQUIST, INSTALLED INTO THE FRAME WORK OF OUR COMPANY 93 YEARS AGO, WE CONTINUE TO LEAD THE BUILDING AND LANDSCAPING STONE INDUSTRY WITH QUALITY AND UNPARALLELED CUSTOMER SERVICE.

WITH THE LAND THAT COVERS OUR NINE QUARRIES, HALQUIST STONE PROVIDES SOME OF THE MOST UNIQUE COLORS AND TEXTURES MADE FROM THE BEST STUFF ON EARTH. THROUGH THEIR KEEN EYE TO DETAIL, OUR CRAFTSMEN WORK HARD TO CREATE A PRODUCT THAT'S MORE THAN JUST STONE THAT COVERS A BUILDING, BUT A LASTING ARCHITECTURAL MASTERPIECE. HALQUIST HAS SOME OF THE MOST ADVANCED TECHNOLOGY IN THE INDUSTRY, INCLUDING STATE-OF-THE-ART 3, 4 AND 5-AXIS CNC MACHINES.

THE SPIRIT OF INNOVATION AND CUSTOMER SERVICE AT HALQUIST STONE STILL REMAINS AS IT DID IN 1929. AT EVERY LEVEL OF OUR ORGANIZATION WE UNDERSTAND THAT CUSTOMER SERVICE IS JOB #1. THAT'S WHY AS A HOMEOWNER, LANDSCAPER, ARCHITECT OR QUALITY HOME BUILDER YOU CAN REST ASSURE THAT WE WILL DO EVERYTHING IN OUR POWER TO GAIN YOUR TRUST AS YOUR #1 SOURCE FOR ALL YOUR NATURAL STONE NEEDS.



THINSTONE VS. FULL VENEER

SO YOU LIKE THE LOOK THAT MOTHER NATURE PROVIDES IN OUR FULL VENEER, BUT JUST DOESN'T FIT YOUR PROJECT - DON'T FRET!

FOR STARTERS, WE USE REAL BUILDING STONE AND SAW OR SPLIT THE FRONTS OFF OF THE STONE, GIVING YOU ONE-OF-A-KIND TEXTURES AND TONES THAT SIMPLY CAN'T BE DUPLICATED. SECOND, AS YOU CAN SEE BY VIEWING OUR PICTURES, YOU CAN'T TELL THE DIFFERENCE ONCE THE THINSTONE IS INSTALLED WHETHER ITS 4-INCHES THICK, OR 1½ INCHES THICK. THIRD, EVERY VERSION OF OUR DOLOMITE COMES IN THIN OR FULL VENEER. FINALLY, HALQUIST THINSTONE IS MUCH EASIER TO INSTALL THAN REGULAR BUILDING STONE AND IT CAN BE APPLIED TO ALMOST ANY SURFACE.

ADVANTAGES OF HALQUIST THINSTONE

ALL FULL VENEER PRODUCTS ARE AVAILABLE AS HALQUIST THINSTONE®. THINSTONE IS APPROXIMATELY ¾ TO 1¼ INCHES THICK COMPARED TO OUR NOMINAL 4-INCH FULL VENEER. THIS ALLOWS NATURAL STONE TO BE APPLIED ANYWHERE DUE TO THE LIGHT WEIGHT OF THINSTONE AND THE ABILITY TO APPLY IT TO MOST SUBSTRATES.

COST. THINSTONE IS LIGHT IN WEIGHT, WHICH IS FASTER AND QUICKER TO INSTALL - ALLOWING MASON CONTRACTORS TO INSTALL MORE SQUARE FOOTAGE PER DAY. THE DIFFERENCE IN WEIGHT OF THINSTONE VERSUS FULL VENEER ALLOWS ALMOST 400% MORE SQUARE FOOTAGE THAT CAN BE SHIPPED BY THE TRUCKLOAD. THIS SAVES NOT ONLY ON FREIGHT AND ENERGY CONSUMPTION TO DELIVER THE PRODUCT, BUT HELPS HALQUIST'S GOAL OF PROVIDING AN ECO-FRIENDLY PRODUCT THROUGH OUR GREEN BUILDING INITIATIVE.

APPEARANCE. IT'S ALL ABOUT CURB APPEAL. BESIDES LANDSCAPING, THE USE OF NATURAL MATERIALS IS ONE OF THE MOST DESIRABLE FEATURES OF THE EXTERIOR OF THE HOME. MOTHER NATURE CREATED IT. HALQUIST STONE PERFECTED IT. THINSTONE IS COMPARABLE IN WEIGHT, PRICE AND INSTALLATION TO ARTIFICIAL STONE. WITH THAT BEING SAID, THE OBVIOUS CHOICE IS NATURAL STONE.

CONSTRUCTION. THINSTONE DOES NOT REQUIRE A LEDGE OR FOOTING LIKE CONVENTIONAL FULL-SIZE STONE. IT'S SUPPORTED BY THE WALL RATHER THAN THE FOOTING UNDERNEATH. THAT'S WHERE A SUBSTANTIAL AMOUNT OF SAVINGS IS. A HOUSE CAN BE CONSTRUCTED FROM CONVENTIONAL METHODS RATHER THAN FRAMING IT FOR MASONRY.

IN THE WORLD OF ARCHITECTURAL STONE, THERE ARE MORE AND MORE OPTIONS AVAILABLE. AND NO MATTER HOW YOU LOOK AT IT, FULL VENEER IS STILL THE GOLD STANDARD IN MASONRY. FULL VENEER AVERAGES ABOUT 40 QUARE FEET PER TON (ABOUT 55 POUNDS PER SQUARE FOOT). THE TYPICAL BED DEPTH OF FULL VENEER IS 3" TO 5".

BENEFITS OF FULL VENEER

- ABILITY TO SHOW THE FULL TEXTURE OF THE STONE, INCLUDING SHADOWS AND SHELVES WITH DIFFERENT GROUT TECHNIQUES
- DEPENDING ON THE STYLE YOU CHOOSE, THE COST OF THE QUARRYING MAY BE LESS FOR THE FULL VENEER
- MORE FLEXIBILITY AT THE JOBSITE

LANNON
FULL COLOR



STAKLEDGE COLLECTION

INCREASINGLY, THE USE OF STONE ISN'T LIMITED TO EXTERIOR AND FACADES. MORE AND MORE, STONE IS FINDING ITS WAY INSIDE HOMES. STONE BRINGS WARMTH AND CHARACTER TO STAINLESS-STEEL KITCHENS. IT INTRODUCES SUBTLE COLOR TO BEDROOMS, DINING ROOMS AND BATHROOMS.

OUR STAKLEDGE COLLECTION COMES IN A VARIETY OF HEIGHTS, RANDOM

LENGTHS AND AS INDIVIDUAL PIECES. THIS WILL PROVIDE YOU WITH A MORE NATURAL AND RUSTIC APPEARANCE THAT IS EASIER TO HANDLE, CUT AND INSTALL THAN A PANEL. STAKLEDGE IS DESIGNED FOR A DRY-STACK INSTALLATION AND HAS 90-DEGREE CORNERS AVAILABLE AS WELL. SO BE PREPARED TO BE DAZZLED WITH THIS EXPRESSIVE MATERIAL THAT'S REVOLUTIONIZING STONE.



BEAVER CREEK MARSH | STAKLEDGE



CHARCOAL | STAKLEDGE



CHILTON | STAKLEDGE



CHILTON RUSTIC | STAKLEDGE
NATURAL HEIGHTS



AVAILABLE IN THIN ONLY **COHO** | STAKLEDGE
NATURAL HEIGHTS



COPENHAGEN | STAKLEDGE



FOND DU LAC BUFF | STAKLEDGE



FOND DU LAC FULL COLOR | STAKLEDGE



FOND DU LAC SILVER | STAKLEDGE



LANNON BUFF | STAKLEDGE



LANNON FULL COLOR | STAKLEDGE



LANNON GREY | STAKLEDGE



AVAILABLE IN THIN ONLY **POTOMAC** | STAKLEDGE



AVAILABLE IN THIN ONLY **RICHMOND** | STAKLEDGE
NATURAL HEIGHTS



AVAILABLE IN THIN ONLY **STEELHEAD** | STAKLEDGE
NATURAL HEIGHTS



AVAILABLE IN THIN ONLY **VICKSBURG** | STAKLEDGE
NATURAL HEIGHTS

TAKE A CLOSER LOOK...

NOT ALL STONE IS CREATED EQUAL. THAT'S WHY YOU'LL FIND HALQUIST NATURAL STONE ALMOST ANYWHERE YOU GO. IF YOU ARE BUILDING THAT GET AWAY IN MARTHA'S VINEYARD, AN OUTDOOR GOURMET KITCHEN, OR JUST A SIMPLE FIREPLACE IN THE LIVING ROOM, HALQUIST HAS A STONE SOLUTION. DISCOVER THE NATURAL STONE THAT MORE ARCHITECTS FROM AROUND THE COUNTRY ASK FOR.





LANNON BUFF
STAKLEDGE



CHARCOAL
STAKLEDGE



COPENHAGEN
STAKLEDGE



VICKSBURG




INSTALLATION MADE EASY.

EVER WONDER HOW EASY IT IS TO INSTALL HALQUIST THINSTONE?

WHILE THE SIX ILLUSTRATIONS AT THE BOTTOM MAKE IT LOOK EASY, IT'S ACTUALLY AS SIMPLE AS INSTALLING THE MANUFACTURED STUFF ALL AT A COMPARABLE PRICE. TO FIND OUT FOR YOURSELF HOW SIMPLE IT IS TO HAVING THE BEAUTY OF NATURAL STONE AND STAYING WITHIN YOUR BUDGET, REQUEST YOUR COMPLIMENTARY DVD COPY OF HOW TO INSTALL HALQUIST THINSTONE TODAY AT HALQUISTSTONE.COM OR SCAN THE QR CODE. ONCE YOU WATCH IT YOU'LL WONDER WHY YOU EVER WENT ARTIFICIAL.

MOST VENEERS SHOWN IN THIS CATALOG ARE AVAILABLE IN EITHER FULL VENEER OR THINSTONE.



PREPARE THE SURFACE



APPLY THE MORTAR



INSTALL CORNERS FIRST



INSTALL THE FLATS



GROUT THE JOINTS



FINISH THE JOINTS



2 1/4 COURSED COLLECTION

HALQUIST STONE TOOK OUR POPULAR STAKLEDGE COLLECTION AND MADE IT MORE SIMPLISTIC FOR INSTALLATION. THE RESULT IS THE DESTINCTIVE APPEARANCE OF 2 1/4 COURSED CUT WHICH DELIVERS A TIMELESS FEEL TO ANY ENVIRONMENT - WHETHER IT'S AN EXTERIOR OR INTERIOR APPLICATION.

THE 2 1/4 COURSED COLLECTION WAS DESIGNED FOR A TIGHT-FIT, QUICK

AND EASY INSTALLATION. EACH STONE IS INDIVIDUAL WHICH ALLOWS FOR A SEAMLESS INSTALLATION AND UNLIKE PANELS WHERE YOU CAN VISUALLY SEE THE PANEL CONNECTIONS. THE STONE FEATURES A SAWEED HEIGHT OF 2 1/4", NATURAL ENDS AND RANDOM LENGTHS THAT RANGE FROM 4" TO 24".



CONCORD | 2 1/4 COURSED



COPENHAGEN | 2 1/4 COURSED



MAYFAIR BUFF | 2 1/4 COURSED



MAYFAIR FULL COLOR | 2 1/4 COURSED




MAYFAIR GREY | 2 1/4 COURSED



REGAL | 2 1/4 COURSED



RUBICON | 2 1/4 COURSED



VANDERBILT | 2 1/4 LEDGE CUT



WAUKESHA BROWN | 2 1/4 LEDGE CUT

LOOKING FOR EVEN MORE IDEAS?

WHETHER YOU ARE AT HOME OR ON THE GO, VISIT US AT HALQUISTSTONE.COM FOR THE LATEST VIDEOS, DOWNLOADABLE INFORMATION AND AN EVER CHANGING PHOTO GALLERY. PLUS DON'T FORGET TO **FOLLOW US ON INSTAGRAM** AT [#HALQUISTSTONE](https://www.instagram.com/halquiststone).

SCAN THIS QR CODE WITH YOUR PHONE OR TABLET FOR ALL YOUR RESOURCES ON STONE.





BOULDER COLLECTION

DESIGN YOUR PROJECTS TO STAND OUT, TO REFLECT YOUR PASSION, YOUR TASTE AND YOUR RESPONSIBILITY. NATURAL STONE FROM HALQUIST IS A ONE-OF-A-KIND BUILDING MATERIAL THAT SETS YOU APART FROM OTHERS BECAUSE IT CAN'T BE MIMICKED, MANUFACTURED, OR FAKED. IT IS FOR THOSE WITH IMAGINATION THAT NEVER EXPIRES.

THE BOULDER COLLECTION INCORPORATES NATURAL-FREE FORM CHUNKS OR BOULDERS GIVING YOUR PROJECT A TIMESLESS OLD WORLD LOOK TO BE ENJOYED FOR YEARS TO COME. NATURAL STONE WILL GIVE YOU AN UNPARALLELED BEAUTY, QUALITY AND VALUE.



BEAVER CREEK COBBLES | BOULDER



BIRCHWOOD COBBLES | BOULDER



ERIN HILLS | BOULDER



FIELDSTONE COBBLES | BOULDER



OLD BARN | BOULDER



LISBON | BOULDER



LISBON BUFF | BOULDER



LISBON CHARCOAL | BOULDER



LISBON GREY | BOULDER



NIAGARA BOULERS | BOULDER



SPLIT FIELDSTONE | BOULDER



**BIRCHWOOD
COBBLES**



ERIN HILLS BLEND



LISBON GREY



NIAGARA BOULDERS



SPLIT FIELDSTONE





AMERICAN COLLECTION

WHETHER YOU ARE REMODELING A HISTORIC HOME IN NEW ENGLAND, BUILDING A CABIN IN THE MOUNTAINS OF COLORADO, OR YOUR DREAM HOME IN SEATTLE, HALQUIST STONE HAS THE PERFECT STONE BLEND TO FIT YOUR EVERY NEED.

HALQUIST BUYERS HAVE TRAVELED THE WORLD IN SEARCH OF STONES THAT ARE UNIQUE IN COLOR AND CAPABLE OF CREATING A HOME THAT WILL STAND

THE TEST OF TIME OF GREAT DESIGN AND COLOR. HALQUIST STONE DISTRIBUTES UNIQUE BUILDING STONE FROM AROUND ALL CORNERS OF THE WORLD.

IF YOU DESIRE A PARTICULAR BLEND OF COLORS, LET THE EXPERTS AT HALQUIST STONE CUSTOM CREATE ONE FOR YOUR ARCHITECTURAL MASTERPIECE.



AVAILABLE IN
THIN ONLY



MARBELLA



STERLING TAN



WILDHORSE
SWIRL



DESIGNER SHOWROOM WITH HUNDREDS OF BLENDS TO VIEW | SUSSEX, WISCONSIN

A SAMPLE OF THE AMERICAN COLLECTION & TWIST TO THE CLASSICS



APACHE AUTUMN | AMERICAN



AVAILABLE IN THIN ONLY **COFFEE ROCK** | AMERICAN



AVAILABLE IN THIN ONLY **DEL RIO** | AMERICAN



CHERRY HILL | AMERICAN



CARBONDALE 7525 | AMERICAN



DELAWARE | AMERICAN



GOLD MICA | AMERICAN



HIDDEN CREEK | CLASSIC TWIST



LISBON BIANCO | AMERICAN



AVAILABLE IN THIN ONLY **MARBELLA** | AMERICAN



MOSSY MOUNTAIN | AMERICAN



PROVINCIAL BEIGE | AMERICAN



RALEIGH | AMERICAN



RIVENDELL | CLASSIC TWIST



STERLING TAN | AMERICAN



AVAILABLE IN THIN ONLY **WEST COAST CASTLE** | AMERICAN



AVAILABLE IN THIN ONLY **WEST COAST LEDGE** | AMERICAN



AVAILABLE IN THIN ONLY **WEST COAST MIX** | AMERICAN



WHISTLING HILL | CLASSIC TWIST



WILDHORSE SWIRL | AMERICAN



CUT STONE COLLECTION


AS ONE OF THE LARGEST FABRICATORS OF CUT STONE IN THE MIDWEST, HALQUIST COMBINES MODERN TECHNOLOGY WITH TRADITIONAL CRAFTSMANSHIP TO BRING YOUR UNIQUE VISION TO REALITY.

IN ADDITION TO TRADITIONAL LIMESTONE MATERIAL, HALQUIST SOURCES MATERIAL FROM A VARIETY OF QUARRIES. THIS ALLOWS A BROAD RANGE OF LIMESTONES, AS WELL AS SANDSTONE, DOLOMITE AND GRANITE. WE OFFER ARCHITECTS, BUILDERS, LANDSCAPERS AND HOMEOWNERS A VERSATILITY THAT IS UNMATCHED

BY ANY OTHER FABRICATOR OF CUT STONE.

WITH HALQUIST'S WIDE SELECTION OF COLORS, GRADES AND SIZES, WE ASSURE THAT ALL AESTHETIC REQUIREMENTS OF THE MOST DEMANDING PROJECTS ARE MET. OUR OLD WORLD CRAFTSMANSHIP WITH STATE-OF-THE-ART 3,4 AND 5 AXIS CNC MACHINES AND EXCELLENCE IN CUSTOMER SERVICE MATCH THE BROAD RANGE OF COLORS AND GRADES OF STONE THAT ARE AVAILABLE.






ALEUTIAN MARBLE | CUT STONE
PO HO BR BU SB TH EC



BEAVER CREEK | CUT STONE
PO HO BR BU SB TH EC



BENGAL | CUT STONE
PO HO BR BU SB EC



BIRMINGHAM BUFF | CUT STONE
PO HO BR BU SB EC



BIRMINGHAM BUFF THERMAL | CUT STONE
PO HO BR BU SB TH EC




BLUE MESA | CUT STONE
HO BR BU SB TH EC



CARTHAGE MARBLE | CUT STONE
PO HO BR BU SB EC



HUDSON VALLEY | CUT STONE
PO HO BR BU SB TH EC



INDIANA BUFF | CUT STONE
PO HO BR BU SB EC



INDIANA GREY | CUT STONE
PO HO BR BU SB EC




KINGSFORD | CUT STONE
HO BR BU SB EC



LISBON BIANCO | CUT STONE
PO HO BR BU SB



MONTROSE | CUT STONE
PO HO BR BU SB TH EC




ODESSA | CUT STONE
PO HO BR BU SB TH EC



PEWTER LANNON | CUT STONE
PO HO BR BU SB TH EC



PROVINCIAL BEIGE | CUT STONE
PO HO BR BU SB




TEXAS CREME | CUT STONE
HO BR BU SB



TUXEDO GREY | CUT STONE
PO HO BR BU SB TH EC




WAUKESHA BROWN | CUT STONE
HO BU SB EC



WAUKESHA BUFF | CUT STONE
HO BU SB EC

AMERICA'S MOST POPULAR STONE FINISHES!


SHOWN IN PEWTER



THERMAL | STONE FINISH



BUSHHAMMERED | STONE FINISH



SANDBLASTED | STONE FINISH

LEGEND KEY. BELOW ARE THE FINISH CAPABILITIES OF EACH STONE PROFILE

- PO** POLISHED
- HO** HONED
- BR** BRUSHED
- BU** BUSHHAMMERED
- SB** SANDBLASTED
- TH** THERMAL
- EC** EXTERIOR COPING

ALL COLORS SHOWN IN HONED FINISH

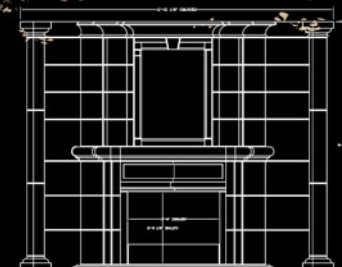




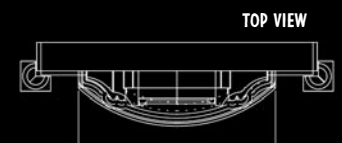
DESIGN ASSISTANCE

THE NATURAL DEPTH OF HALQUIST STONE'S CUT STONE, FABRICATION FACILITIES AND OUR ARCHITECTURAL STONE EXPERTISE, ENABLES US TO SUPPLY BOTH LARGE AND SMALL STONE PROJECTS - COMMERCIAL OR RESIDENTIAL.

IF YOU DEMAND THE BEST, WE INVITE YOU TO BRING YOUR DREAMS AND IMAGINATION TO OUR PROFESSIONALS. OUR ESTIMATING DEPARTMENT WILL




FRONT VIEW



TOP VIEW

PUT THEM TO PAPER USING THE LATEST VERSION OF AUTOCAD AND DRAWING TECHNIQUES. ONCE APPROVED, WE WILL BRING IT TO REALITY WITH THE LATEST CNC TECHNOLOGY AND OLD WORLD CRAFTSMANSHIP SO THAT IT CAN BE MARVELED FOR GENERATIONS TO COME.



HUDSON
VALLEY



TILE FLOORING COLLECTION

WHY CONSIDER STONE FROM HALQUIST? FOR A NUMBER OF SOLID, NATURAL REASONS. NATURAL STONE IS STRONG AND STABLE TO LIVE WITH. IT EXUDES A RICH, ORGANIC BEAUTIFUL SURFACE AND HAS A CONFIDENT, TIMELESS "PRESENCE" IN ANY ROOM THAT MAN-MADE MATERIAL JUST CAN'T MATCH.

HALQUIST STONE IS PROUD TO BE THE EXCLUSIVE DOMESTIC MANUFACTURER AND SUPPLIER OF MIDWEST DOLOMITE LIMESTONE FLOOR TILES. OUR TILE RANGES

IN SIZE FROM 8" x 8" TO 24" x 24" WITH A 1 MM TOLERANCE ON ALL DEVIATIONS.

THE BEAUTY OF A NATURAL STONE TILE IS THAT EACH HAS IT'S UNIQUE COLOR, VEINING AND NATURAL CHARACTERISTICS SUCH AS HARDNESS AND POROSITY. EACH HAS IT'S OWN STYLE. TILES ARE AVAILABLE IN SEVERAL FINISHES INCLUDING: BRUSHED, BUSHHAMMERED, THERMAL, HONED OR POLISH FINISH.

UNITED STATES CAPITOL
WASHINGTON, D.C.




NICOLET

ODESSA

GEORGE WASHINGTON
PRESIDENTIAL LIBRARY
MOUNT VERNON, VIRGINIA



CARTHAGE
MARBLE



RAINBOW
BEIGE

GRAND VALLEY STATE UNIVERSITY
TOWNSHIP, MICHIGAN






ALEUTAIN MARBLE | TILE
POLISHED, HONED OR BRUSHED



BENGAL | TILE
POLISHED, HONED OR BRUSHED



BLUE MESA | TILE
THERMAL, HONED OR BRUSHED



CARTHAGE MARBLE | TILE
POLISHED, HONED OR BRUSHED



DOVER GREY | TILE
POLISHED, HONED OR BRUSHED




HAZELWOOD | TILE
THERMAL, POLISHED, HONED OR BRUSHED




HUDSON VALLEY | TILE
THERMAL, HONED OR BRUSHED




KINGSFORD | TILE
HONED OR BRUSHED




LISBON BIANCO | TILE
HONED OR BRUSHED



NICOLET | TILE
POLISHED, HONED OR BRUSHED




ODESSA | TILE
POLISHED, HONED OR BRUSHED



PEWTER | TILE
POLISHED, HONED OR THERMAL




PLATINUM | TILE
POLISHED OR HONED



PROVINCIAL BEIGE | TILE
POLISHED, HONED OR BRUSHED



RAINBOW BEIGE | TILE
POLISHED, HONED OR BRUSHED



TUXEDO GREY | TILE
THERMAL, POLISHED, HONED OR BRUSHED

**PERFECT FOR HIGH TRAFFIC.
UNIQUE COLORS.
UNIQUE CHARACTERISTICS.**



STONE PANEL COLLECTION

PRECISION. UNIFORMITY. THAT'S WHAT STONE PANELS FROM HALQUIST STONE IS ALL ABOUT. EACH PIECE IS CUT TO SPECIFIC DIMENSIONS, WHICH MAKES IT ONE OF THE EASIEST MASONRY INSTALLATIONS AVAILABLE.

NATURAL STONE PANELS HAVE A SIGNIFICANT ADVANTAGE OVER CONCRETE UNITS. STONE PANELS FROM HALQUIST STONE OFFERS ARCHITECTS AND DESIGNERS THE

FREEDOM TO SELECT FROM A WIDE VARIETY OF COLORS AND TEXTURES THAT SIMPLY CAN'T BE DUPLICATED BY MAN OR A MOLD. TYPICAL STONE PANEL INSTALLATIONS ARE DONE IN A RUNNING BOND MANNER. THEY ALSO CAN BE INSTALLED IN A STACKED BOND, CREATING A LARGE GRID APPEARANCE.


PEWTER HONED

WITH INDIANA LEDGE VENEER
EPIC SYSTEMS | VERONA, WISCONSIN



**LANNON
FULL COLOR**

BENGAL



**WAUKESHA
BUFF**

DENVER ART MUSEUM
DENVER, COLORADO





BENGAL | PANELS



CHILTON FULL COLOR | PANELS



FOND DU LAC SILVER | PANELS



HUDSON VALLEY | PANELS



LANNON BUFF | PANELS



LANNON GREY | PANELS



PEWTER GREYFLEK | PANELS



TUXEDO GREY | PANELS



WAUKESHA BROWN | PANELS



WAUKESHA BUFF | PANELS



LANDSCAPE COLLECTION

CREATE AN OUTDOOR ESCAPE WHERE JEALOUSY COMES STANDARD. LANDSCAPE DESIGNERS AROUND AMERICA KNOW THAT HALQUIST STONE IS THE PREMIER SUPPLIER FOR TOP QUALITY LANDSCAPE STONE. OUR EXTENSIVE SELECTION FROM OUTCROPPING AND DRYWALL TO FLAGSTONE WILL ACCENT ANY PROJECT. AND WITH NINE QUARRIES THROUGHOUT THE MIDWEST, OUR VARIETY OF

COLORS AND TEXTURES ARE HARD TO BEAT.

FOR MORE INFORMATION ON OUR LANDSCAPE COLLECTION, **REQUEST YOUR COPY OF OUR LANDSCAPE EDITION CATALOG** ONLINE AT HALQUISTSTONE.COM OR ASK A SALES REPRESENTATIVE TODAY.



FOND DU LAC SILVER TREADS



LANNON STEPS & WALLSTONE



THERMAL GREYFLEK



CHILTON WEATHEREDGE WALLSTONE



BEAVER CREEK PATTERN PAVERS

SUSTAINABILITY RECOGNIZED.



Halquist Stone is proud to be awarded Certifications for quarrying and fabrication operations under ANSI-NSC 173 Sustainable Production of Natural Dimension stone standards. We are **the only Midwest Limestone producer certified, and only the eighth company in the USA** to be awarded. This certification is the ONLY certification for stone companies, and is nationally recognized by the United States Green Building Council. Architects, masons, and owners can rest assured that Halquist Stone products have been produced to the highest standards of social, economic and environmental responsibility in the stone industry.

In its truest form, sustainability is a three-prong strategy involving environmental, social and economic requirements and that is how green building programs have been created. Construction materials must have an environmentally preferable profile over their life cycle, from raw material extraction through the use phase and finally at the end of its application. The methods used to construct the building must be environmentally considerate. USGB LEED® is based on upholding these canons, and using sustainable stone can give one LEED® credit - regardless of building location.

NOTES: All of Halquist Stone's owned quarry sites have been certified under ANSI/NSC 373. Halquist also uses leased quarry sites that operate under the same procedures as our company owned sites. Halquist also purchases raw material from certified as well as non-certified sites. Please consult with your sales consultant which blends are considered certified under ANSI/NSC 373.



PROUD MEMBERS OF THESE FINE ORGANIZATIONS



Because natural stone is made from nature, variations should and can be expected. Even though colors in this brochure are as close to the actual blend as possible, photographic and printing techniques - and actual viewing conditions - can alter perception of color.

800.255.8811 | HALQUISTSTONE.COM

ONLINE RESOURCES



COVER: CUSTOM GENEVA

©2021 HALQUIST STONE HSC1121BSE