

BELGARD®

PAVERS • LANDSCAPE WALLS • SHADE AND PRIVACY • POOL FINISHES • GLASS TILE • FENCING
COMPOSITE DECKING • FIRE FEATURES • RAILING • OUTDOOR LIGHTING • OUTDOOR COOKING



Together with our Oldcastle® APG family of brands, we not only transform outdoor spaces, we transform the way families live in those spaces. By providing opportunities to connect, reflect and recharge, our goal is to help others Live Well Outside.



OldcastleAPG
A CRH COMPANY



WHY BELGARD?

WE'LL PAVE THE WAY TOGETHER

QUALITY

Our products are designed to keep pace with your active lifestyle and look good doing it. We believe in every single product we supply, which is why we back them with a lifetime transferable limited warranty.

SERVICE

Belgard and the Oldcastle APG family of brands offer international reach backed by a regionalized infrastructure of more than 150 operating locations. With localized service, every town is our town.

EXPERTISE

For over 25 years, Belgard has set the standard for hardscapes. Our network of Belgard Authorized Contractors are CMHA Certified Concrete Pavers Installers trained to deliver superior craftsmanship. We back both contractors and homeowners with resources for every step of the process from inspiration to installation and beyond.

INNOVATION


With over 20,000 hours each year dedicated to research and development, our products provide the highest level of craftsmanship, set the industry standard for quality, and guide industry trends.

DESIGN

We don't just create products for outdoor spaces – we bring your outdoor vision to life. With a wealth of planning tools and design inspiration, we help turn outdoor dreams into an enduringly beautiful reality.



TABLE OF CONTENTS



04

DISCOVER

Education and inspiration to help you plan and design the ideal outdoor living space.

- 4 Top Trends
- 10 Colors, Textures & Shapes
- 16 Exclusive Technologies
- 22 Design and Planning Tools

30

PRODUCTS

The industry's top hardscapes and accessories for bringing your outdoor vision to life.

- 30 Pavers
- 58 Porcelain
- 70 Wall Systems
- 88 Caps, Coping, Edgers & Steps
- 98 Kitchens & Fire Features
- 110 Accessories

120

RESOURCES

Additional resources to guide product selection and ensure a lifetime of enjoyment.

- 120 Product Warranty
- 122 Color Swatches
- 126 Collection Reference Chart
- 127 Resources
- 129 Index

LEGEND



PERMEABLE
INSTALL



MODULAR
SIZING



DURAFUSION™
TECHNOLOGY



COLORTECH™
SEALED



DRIVEWAY
APPROVED



LOW SOLAR HEAT
ABSORPTION



UNIFORM
APPEARANCE



SLIGHT
VARIATION



MODERATE
VARIATION



HIGH
VARIATION



GET INSPIRED
TOP TRENDS

ATTAINABLE, AFFORDABLE, ALLURING

PALOS HILLS, IL

Limited space is no reason to limit your outdoor lifestyle. Belgard offers a variety of affordable pavers, fire pits, outdoor kitchens, and accessories that can help you optimize your space no matter the size.

*Featuring Artforms in Scandina Gray &
Noon Porcelain Pavers in Honey*



Featuring Artforms in Scandina Gray

VERTICAL ELEMENTS

MURRAY COUNTY, GA

Add dimension to your space with outdoor features like vertical gardens and fire features. A versatile material for building a wide variety of outdoor features, our Artforms™ Modular Panel System can even be used as wall cladding to add a dramatic visual effect.


THE EVOLUTION OF CURB APPEAL

ANASTASIA ISLAND, FL


Increasing in popularity, a seldom-used front or side yard space can be easily transformed into an inviting retreat for quiet conversation or small gatherings with friends and family.



Try the Belgard Rooms Augmented Reality feature and see how this HGTV® Dream Home Room looks in your outdoor space.



[BELGARD.COM/ROOMS](https://www.belgard.com/rooms)



HGTV
DREAM HOME
PROUD SPONSOR 2024


Featuring Lamina Tandem Wall in Scandina Gray
& Parallelogram Pavers in Scandina Gray



ENHANCE YOUR OUTDOOR EXPERIENCE

GLENDALE, AZ

Strategic lighting, irrigation systems and electrical wiring are a must for outdoor entertaining. Thoughtfully integrating these elements creates an inviting atmosphere that transforms your space. Belgard helps you take it to the next level with ways to conceal these elements in paver designs.



Featuring Melville Plank in Sonoran Gray & Artforms in Scandina Gray



Featuring Noon Porcelain Pavers in Honey

MAKE A NATURAL CONNECTION

NEW YORK CITY, NY

Biophilic design reconnects us with nature, reduces stress, improves cognitive function, and enhances our well-being. Hardscape products with natural textures pair well with vegetation to soften a space and create a calming, grounding effect.






Featuring Belgian Cobble in Midnight and Dublin Cobble in Victorian



Featuring Dimensions Slab in Linen & Dimensions Paver in Rosewood

DISCOVER



Featuring Dimensions Pavers in Midnight & Pearl

THE BOLD AND THE COLORFUL

Combine oversized pavers and vibrant colors as design focal points. These unique pieces make a bold visual statement to show off your individual style.



Featuring Global Porcelain Pavers in Clear & Absolute



Belgard partnered with Tan France to help create his dream home in Salt Lake City. Check out how our products transformed his space.



TAN FRANCE HOME

TRADITIONAL WITH A TWIST

SALT LAKE CITY, UT

Eclectic charm can co-exist with balance when you mix traditional paver textures and patterns with bolder designs and accessories. Color can also play an integral part in bringing an overall design to life.

Featuring Charlestone Pavers in Foundry

MIXED MATERIALS

DUNWOODY, GA

Mix and match styles to further enhance your design by combining pavers with complementary materials like composite decking, faux turf or decorative stone. These contrasting outdoor materials add texture and dimension to enhance the aesthetic appeal of your outdoor space.

MOISTURESHIELD®

MoistureShield® composite decking features an impermeable barrier that fights damage from moisture, rot, insects, and other harmful elements. Visit MoistureShield.com

InstaDeck® Outdoor Flooring provides a seamless transition by using a snap-together tile system that installs MoistureShield® deck boards at the same height as our pavers.



MOISTURESHIELD.COM/INSTADECK

ELEMENTS WORKING IN TANDEM

SCOTTSDALE, AZ


Soothing fountains and dancing flames combine for an amazing outdoor accent around the pool, on the patio, or anywhere you want to make a statement.

PEBBLETEC®

In addition to the "World's Most Trusted Pool Finishes," PebbleTec® creates exquisite tile, fire and water features, and more. Visit PebbleTec.com

BELGARD IS THE
COLOR AUTHORITY

Belgard is a pioneer in the use of color for hardscapes. Our rigorous R&D department continually researches design trends and refines processes for transforming locally sourced aggregates into rich color tones that maintain their beauty for a lifetime.



*Featuring Dimensions & Origins in
Shaded Gray & Ashbury Haze*



Cheswick



Pearl



Scandina Gray



Shaded Gray



Fog

Use color and texture to enhance your designs. For subtle accents, vary textures within the same color family. For a more dramatic effect, accent with a contrasting color. For heightened visual interest, vary both color AND texture.

DESIGN TIP



Newport Gray

YOUR IMAGINATION HAS NO LIMITS

YOUR COLOR CHOICES SHOULD BE NO DIFFERENT.



Iron Bay



Anthracite



Midnight



Teak



Rosewood



Bourbon

From rich, warm earth tones to grays and serene neutrals, we have the ideal shade and coordinating colors across our most popular styles to enhance your home.



Cliffside



Ashwood



Hickory



Sepia

Due to the natural materials in our products, colors may vary from those shown in our catalog. We recommend viewing actual product samples with your contractor to ensure you choose the perfect color and finish for your project.



PAPYRUS™

This new modular marvel features clean modern edges, with a unique face that mimics the look of hand-tooled striations and the texture of organic textiles.

DO YOU FEEL IT?

Hardscapes are not limited to a few natural tones and flat textures. With our continued innovations in paver textures, you can add visual interest and dimension to your hardscape project.



Smooth



Slate



Tumbled



Split

It's important to consider how the textures you choose relate to those throughout the interior and exterior of your home. Choose similar textures for a minimalist look, or mix and match to create an elegant multi-dimensional design.

DESIGN TIP




Wood-look



Flamed



Textile



Porcelain



Hand-tooled



Cobbled



Sculpted



Quarried





Use patterns, shapes and colors to add whimsy to a design or to define sitting areas or entertainment zones.

DESIGN TIP


ADD YOUR OWN TWIST

Belgard's square and rectangular pavers form the foundation for traditional driveways, patios, and walkways. If you're looking to add scale and unique designs, try using geometric shapes to create curves and dimension for either a subtle accent or a dramatic look.

Featuring Brooklyn Paver in Midnight and Dimensions Slab in Scandina Gray.



Featuring Diamond Geometric Shape in Graphite, Foundry & Linen.



BELGIAN
COBBLE®

Use permeable pavers to design stylish flooring for outdoor shower drains or water features.

DESIGN TIP

THE BENEFITS OF PERMEABLE PAVERS

Our selection of permeable pavers combines strength, functionality & aesthetics to provide an alternative solution for stormwater management in a variety of applications.

WATER HARVESTING

Reduce water demand for landscaping by designing a permeable paver system that harvests and recycles rainwater.

ELIMINATE STANDING WATER

Improve site drainage to avoid pooling water where mosquitos can breed.

REPLENISH AQUIFERS

Permeable pavers filter water, removing contaminants and ensuring receiving waters and ecosystems are self-sustaining.

MANAGE RUNOFF

Aid landscaping by reducing erosion that occurs when grass is dry or dead.

FLOOD PREVENTION

Permeable pavers can absorb rainwater at a rate of over 500 inches per hour, eliminating runoff.




LOOK FOR THIS ICON
for products that can
be installed as part of a
permeable pavement system.



DISCOVER

PERMEABLE JOINT INFILL OPTIONS

Work with your local Belgard sales representative to design the ideal permeable pavement system to suit both your aesthetic and water management needs.



EXCLUSIVE PAVER TECHNOLOGY FOR

LIMITLESS DESIGN POSSIBILITIES

Belgard's modular paver lines were created to save time on design and installation. Available in many styles, shapes, sizes and textures, these pavers are designed to work together seamlessly to create a limitless number of patterns.

INCREASED CREATIVITY

Create bold geometric patterns, add a fun border, incorporate a faux paver rug, or visually divide your space into separate entertainment zones.

EFFICIENT INSTALLATION

With common nominal sizing, even intricate mix-and-match patterns can be quickly installed with fewer paver cuts. This means you get the look you want with less installation time and less waste.


EXCLUSIVE MIX & MATCH TECHNOLOGY

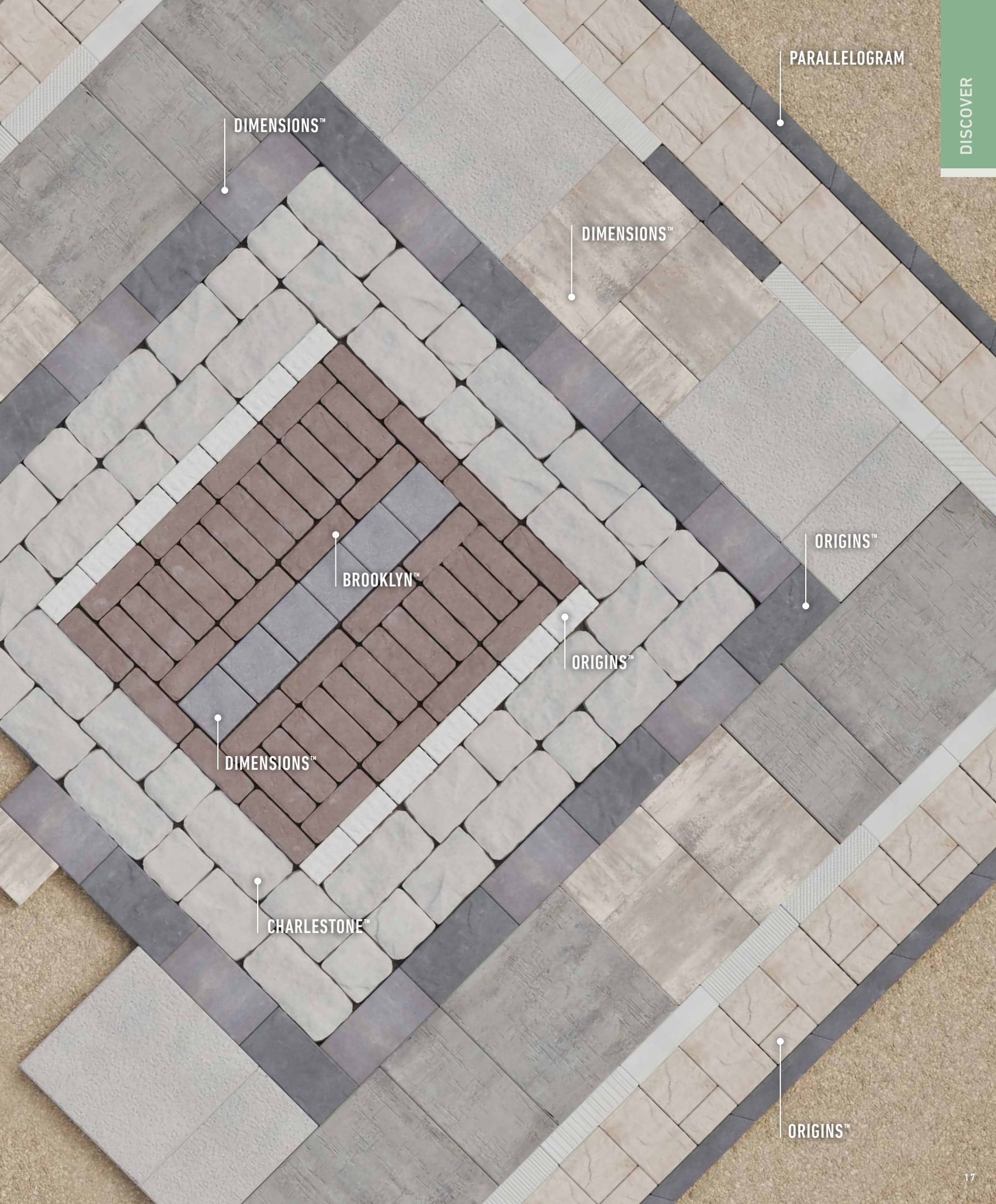
Belgard is the only paver producer with multiple styles in identical nominal sizing. Mix colors. Mix textures. Mix shapes. It all fits together to create truly unique designs.



LOOK FOR THIS ICON

for products that are part of the Belgard modular system.





DIMENSIONS™

PARALLELOGRAM

DIMENSIONS™

BROOKLYN™


ORIGINS™

ORIGINS™


DIMENSIONS™

CHARLESTONE™

ORIGINS™





MIX AND MATCH
PATTERNS
From classic styling to uniquely you



PATTERN PLAY

THIS OR THAT

With Belgard's multitude of paver styles, shapes and colors, you can create the ideal design to show off your unique personality. Find inspiration here and then visit our website to find a pro installer to make your dreams a reality.




We've done the design work for you! Scan for more ideas on how to mix and match our modular paver lines to create unique and intricate patterns.



MODULAR PATTERNS

KITCHENS • FIRE FEATURES • PLANTERS • GARDENS • SEAT WALLS • BARS



For a more eclectic look, contrast the smooth texture of Artforms with organic and textural design elements like wood or decorative stone.

DESIGN TIP



ARTFORMS™ MODULAR PANEL SYSTEM

MORE OUTDOOR LIVING FEATURES WITH LESS HASSLE

This revolutionary system utilizes a large-format modular panel system to create infinite design possibilities with ease. High-strength concrete is mechanically fastened with stainless steel hardware creating durable outdoor features with little to no mess or disruption.



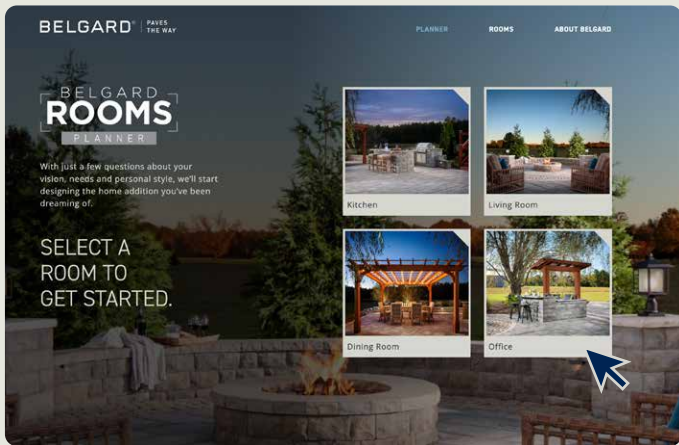
See project ideas for over 30 outdoor living features in our Artforms Idea Book.

IDEA STARTER

DIGITAL TOOLS TO HELP YOU PLAN

WITH SOLUTIONS FOR ANY BUDGET

Whether you're just getting started or already have an idea of what you want, we have the resources to help get you through the inspiration phase and solidify your vision.



01 DISCOVER YOUR STYLE

Explore our Belgard Rooms style quiz. With just a few questions about your vision, needs and personal style, we'll provide recommendations to refine your vision.

02 FIND YOUR IDEAL SPACE

Filter predesigned outdoor room templates by size, style, function and feature.



03 SEE IT IN YOUR YARD

Use your smart phone to visually cast Augmented Reality (AR) designs into your yard so you can literally walk into the design and test where elements could go and how you could live in that space. Share your favorite designs with your contractor to start planning.

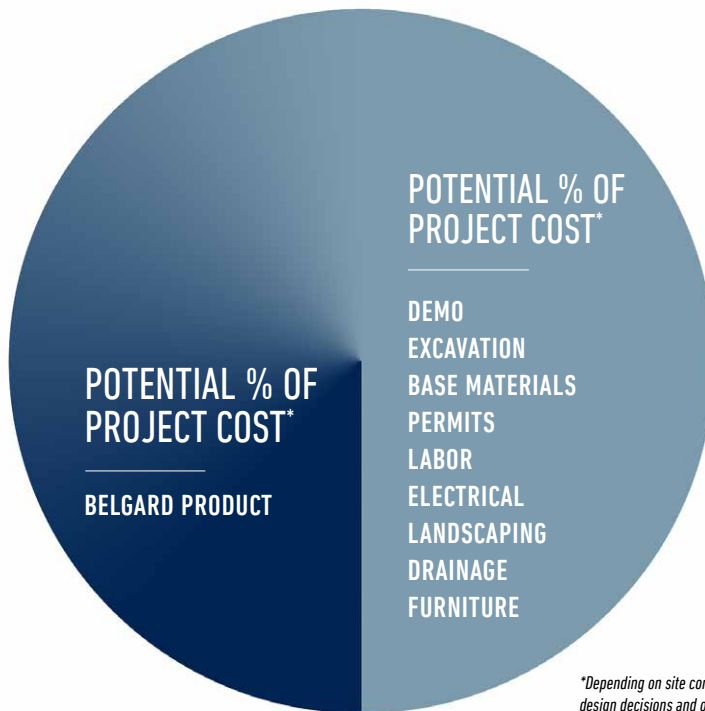


SEE IT NOW


[BELGARD.COM/ROOMS](https://www.belgard.com/rooms)

BUDGET CONSIDERATIONS


Construction projects rarely proceed exactly as initially designed and quoted. Unforeseen complications and decisions during construction can affect costs, which vary based on site conditions, project size, finishes, and more. Pavers and wall products may only account for 20% of the total cost. Choose products you'll enjoy long-term without compromising.



**Depending on site conditions, design decisions and overall scope.*



STARTING AT
\$34,250



STARTING AT
\$15,500


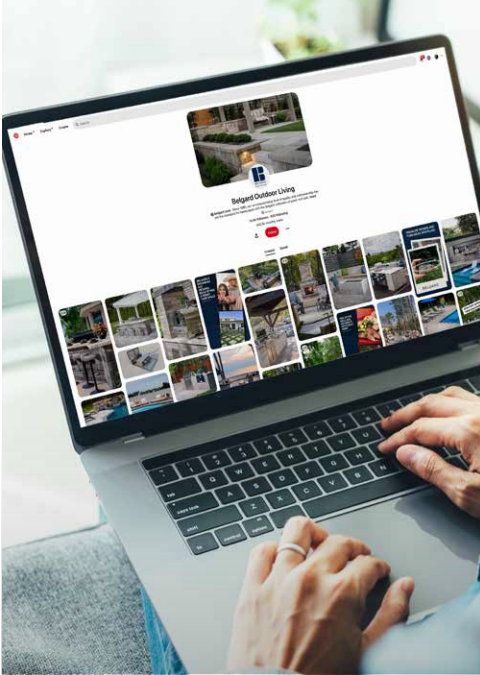
CUSTOMIZING YOUR SPACE

Expanding the project footprint or adding features can raise costs but also significantly boost functionality and enjoyment. Popular upgrades include shade, lighting, fire features, and cooking areas. Work with your contractor to optimize your space within budget, explore financing options, or plan phased construction over time.

START YOUR PROJECT TODAY

A DESTINATION WELL WORTH THE JOURNEY

With the complexities that go into an outdoor project, getting started can be overwhelming. And sometimes, unexpected delays can make the process seem even more daunting. Our comprehensive project guide can help prepare you for each phase of the process from inspiration to installation and beyond. Let's walk the path together.



PLAN YOUR PROJECT

4-6 WEEKS

FIND A CONTRACTOR

2 WEEKS

DESIGN YOUR SPACE

4-6 WEEKS



Seek out inspirational ideas and research local restrictions. And remember, how you plan to use the space is as important as how you want it to look.



Whether working with a referred contractor or using our resources to find one, this is the phase where you solidify your project timeline and begin product selection.



This is the fun part, but sometimes it can take some time to get the design just right. Check out our Belgard Rooms platform to give yourself a head start.

Belgard.com/Rooms

Spring and Summer are the busiest seasons for contractors. Start planning during Winter and source your contractor weeks or even months prior to the start of your project.

PLANNING TIP



INSTALLATION

2-12 WEEKS

AFTER INSTALLATION

6 WEEKS - 12 MONTHS



Permit requirements, weather and other delays can sometimes make progress seem slow. But Belgard's innovative systems help speed installation to get you living in your space sooner.



Don't forget to have your pavers sealed and to register your warranty. Now you're ready for a lifetime of outdoor living enjoyment!

[Belgard.com/Warranty](https://www.belgard.com/Warranty)

GET DETAILED PLANNING TIPS



SCAN HERE

DOWNLOAD THE FULL
PROJECT GUIDE


HOW IT'S MADE

Invest in high-quality products from Belgard. With fewer repairs and replacements over time, our durable products provide long-lasting performance and offer better value for your investment.


PRODUCT TIP

QUALITY FOR LIFE

Belgard has taken the artistry of handcrafted stone to a higher level. Through research and innovation, we've developed a deep understanding of how to make modern, best-in-class hardscape products that fit the lifestyle of today's homeowners and commercial developments, while still honoring the artisans of old.



RESEARCH & DEVELOPMENT



QUALITY ASSURANCE

INTENTIONAL AT EVERY STEP

Every step of our manufacturing process incorporates rigorous research, testing and quality assurance. Whether our teams are designing a new surface texture, validating a color formula, or inspecting finished product for defects, we demand the highest quality from each of our facilities across North America. We believe in creating world-class building products that stand the test of time.

See our lifetime warranty on page 120.

ANY PROJECT, ACROSS NORTH AMERICA


BELGARD HAS YOU COVERED

Belgard is the **only** hardscape company with everything you need for any outdoor living project. From driveways and outdoor kitchens to poolscapes and engineered retaining walls, we've got you covered. Classic styling to bold contemporary looks, we've got you covered. Metropolitan terraces to remote rural escapes, we've got you covered. Across the U.S. and Canada, you guessed it, we've got you covered.



KITCHENS & APPLIANCES

FREESTANDING & RETAINING WALLS




POOL COPING

SEAT WALLS & CAPS

FIRE FEATURES



PAVERS



FREESTANDING & RETAINING WALLS

STEPS





I PAVERS

Whether you're looking for a patio with old-world charm or a walkway with contemporary flair, Belgard offers a wide variety of concrete pavers and paving stones to fit your style.

- 32 **Aqualine™**
- 34 **Basalt™**
- 36 **Belgian Cobble®**
- 37 **Brooklyn™**
- 38 **Cambridge Cobble®**
- 39 **Charlestone™**
- 40-45 **Dimensions™**
- 46 **Dublin Cobble®**
- 47 **Geometric Shapes**
- 48 **Holland Stone**
- 50 **Mega-Libre®**
- 52-55 **Origins™**
- 56 **Papyrus™**
- 57 **Turfstone™**

ENVIRONMENTAL COLLECTION

AQUALINE™

PERMEABLE PAVER | 80MM



DRIVEWAY
APPROVED



PERMEABLE
INSTALL



An environmentally friendly choice with a smooth surface and crisp clean lines for stunning contemporary designs. Versatile pattern range provides ultimate design flexibility.



Cotswold Mist



Cotswold Mist & Graphite

DESIGN TIP

Aqualine can eliminate stormwater runoff and improve water quality, which removes the need for traditional drainage and detention requirements, saving space and money.



COTSWOLD MIST



GRAPHITE

4½ x 9

SQ FT/PALLET: 90

ARTISAN COLLECTION

BASALT™

3-PIECE PAVER | 60MM



MODULAR
SIZING




DURAFUSION™
+ COLORTECH



Now in a large-format size, the distinct character of hammered stone is enriched by DuraFusion Technology and factory-applied ColorTech sealant for an enhanced texture and ultimate durability.



Midnight



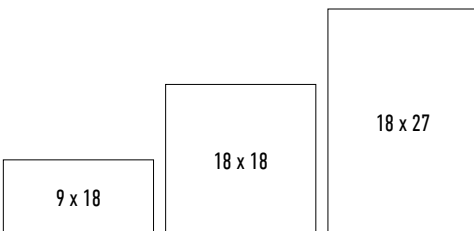
Scandina Gray



MIDNIGHT



SCANDINA GRAY



BASALT 18 | 3-PIECE
SQ FT/PALLET: 112.5



HERITAGE COLLECTION

BELGIAN COBBLE®

PAVER | 60MM



DRIVEWAY
APPROVED



PERMEABLE
INSTALL



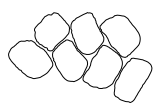

Emulating the look of stones found lining a mountain creek bed, this multi-piece system has seven unique shapes for creating random patterns and picturesque settings.



MIDNIGHT



MOONLIGHT



VARIABLE x 2 3/8"

SQ FT / PALLET: 68

HERITAGE COLLECTION

BROOKLYN™

PAVER | 60MM



MODULAR
SIZING



DURAFUSION™
+ COLORTECH




DRIVEWAY
APPROVED



Its warm, weathered stone appearance and texture delivers a timeless look enriched with DuraFusion Technology and factory-applied ColorTech sealant for an enhanced texture and ultimate durability.



Rosewood



Midnight



MIDNIGHT



ROSEWOOD



SCANDINA GRAY

FINISHING TIP

Brooklyn Pavers work well as a border, an accent band, or to define the transition from one outdoor room to another.

3 x 9

SQ FT / PALLET: 103.13

HERITAGE COLLECTION

CAMBRIDGE COBBLE®

PAVER | 60MM



DRIVEWAY
APPROVED



Gently rounded corners and a domed pillow-top surface provide clean lines and a classic architectural appearance.



HARVEST
Only available in 6 x 9



LAPORTE



PEWTER

IDEA STARTER

Enhance the look of your home's entrance with a patterned driveway installed with Cambridge Cobble Pavers.

6 x 6

SQ FT / PALLET:
113

6 x 9

SQ FT / PALLET: 120

HERITAGE COLLECTION

CHARLESTONE™

3-PIECE PAVER | 60MM



MODULAR
SIZING




COLORTECH®
SEALED



DRIVEWAY
APPROVED



Reminiscent of early American streets, these pavers feature the timeless look of weathered hand-cobbled stone with the added protection of factory-applied sealant for enhanced resistance from stains or fading.



Midnight



Newport Gray



BRITTANY BEIGE



GALWAY



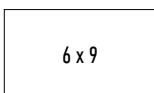
MIDNIGHT



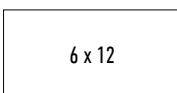
NEWPORT GRAY



6 x 6



6 x 9



6 x 12

3-PIECE
SQ FT/PALLET: 105

METROPOLITAN COLLECTION

DIMENSIONS™

3-PIECE SYSTEM | 60MM | 80MM*




MODULAR
SIZING



DURAFUSION™
TECHNOLOGY



The smooth and consistent finish of DuraFusion Technology complements the clean lines and linear surface of Dimensions, for contemporary style with enhanced wear resistance.



Cheswick



Scandina Gray

DESIGN TIP



Use Dimensions 6 and 80mm pavers for durable driveway applications.



CHESWICK 



HICKORY 



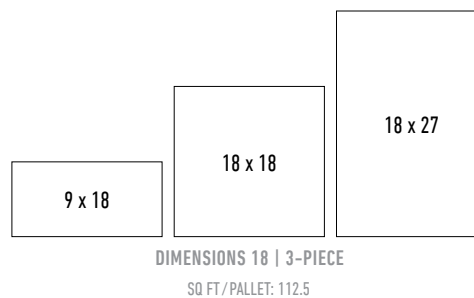
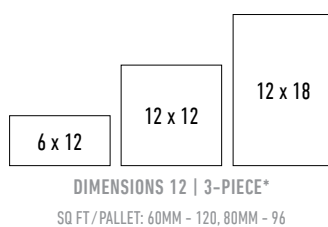
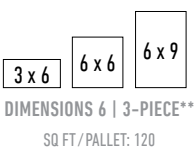
SCANDINA GRAY** 



SEPIA 



SHADED GRAY** 



*80mm is only available in Dimensions 12
 **Dimensions 6 & 80mm is only available in Scandina Gray & Shaded Gray

METROPOLITAN COLLECTION

DIMENSIONS™

3-PIECE SYSTEM | 60MM



MODULAR
SIZING



COLORTECH™
SEALED



The contemporary style and clean lines of Dimensions with the added protection of factory-applied sealant for enhanced resistance from stains or fading.



ANTHRACITE 



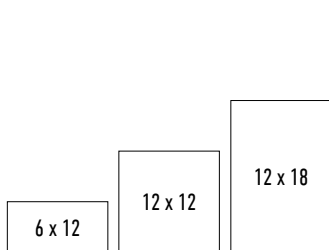
GALWAY 
Only available in Dimensions 12



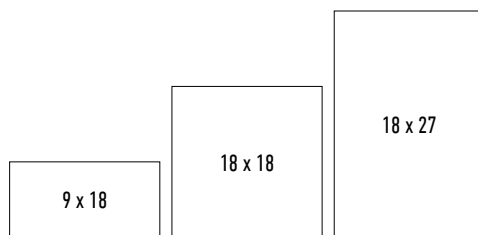
IRON BAY 



SHADED GRAY 



DIMENSIONS 12 | 3-PIECE
SQ FT/PALLET: 120



DIMENSIONS 18 | 3-PIECE
SQ FT/PALLET: 112.5

METROPOLITAN COLLECTION

DIMENSIONS™

PAVER | 60MM



MODULAR
SIZING



DURAFUSION™
TECHNOLOGY



With a shape ideal for driveways, small patios and borders, the smooth face of these contemporary pavers are enriched with DuraFusion for enhanced texture and wear resistance.



Bourbon & Moonlight



BOURBON 



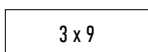
MIDNIGHT 
3 x 9 only available in Midnight



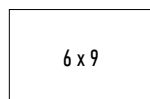
MOONLIGHT 

DESIGN TIP

Incorporate Dimensions 3 x 9 or 6 x 9 Pavers into larger paver patterns to create unique designs and focal points.



SQ. FT./PALLET: 103.13



SQ. FT./PALLET: 112.5

METROPOLITAN COLLECTION

DIMENSIONS™

SLAB | 60MM




MODULAR
SIZING




DURAFUSION™
TECHNOLOGY



The expansive size is distinguished by clean, crisp lines and a smooth, linear surface enriched with DuraFusion Technology for enhanced color, texture and wear resistance.



Shaded Gray



Scandina Gray



ANTHRACITE 



CHESWICK 



HICKORY 



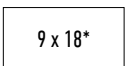
SCANDINA GRAY 



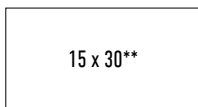
SEPIA 



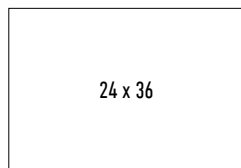
SHADED GRAY 



SQ FT / PALLET: 112.5



SQ FT / PALLET: 93.75



SQ FT / PALLET: 120

*9 x 18 is only available in Anthracite, Hickory & Scandina Gray

**15 x 30 is only available in Hickory & Scandina Gray

HERITAGE COLLECTION

DUBLIN COBBLE®

3-PIECE PAVER & CIRCLE | 60MM



The gently distressed surfaces and antiqued edges create a casually elegant time-worn look.



MODULAR
SIZING



DRIVEWAY
APPROVED



FOSSIL BEIGE
Only available in 3-piece



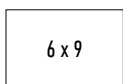
HARVEST BLEND
Only available in 3-piece & Circle



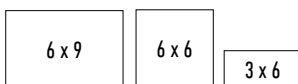
IRON BAY



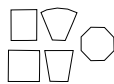
MIDNIGHT
Only available in 6 x 9



SQ. FT./PALLET:
112.5



DUBLIN COBBLE | 3-PIECE
SQ. FT./PALLET: 128



5½ x Variable
CIRCLE
SQ. FT./PALLET: 73

METROPOLITAN COLLECTION

GEOMETRIC SHAPES

PAVER | 60MM



MODULAR
SIZING



COLORTECH[®]
SEALED



With a smooth face in various shapes to create ultra-modern and art deco designs, these pavers are enriched with factory-applied sealant to enhance color and durability.



Scandina Gray



Scandina Gray & Black Diamond



ARCTIC WHITE
Not available in Diamond shape



BLACK DIAMOND

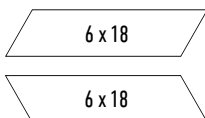


SCANDINA GRAY

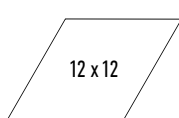
DREAM HOME
PROUD SPONSOR 2024

Geometric Shapes were featured in the 2024 HGTV® Dream Home in St. Augustine, Florida.

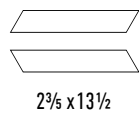
Belgard.com/HGTVdreamhome



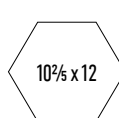
SQ FT/PALLET: 114.31



SQ FT/PALLET: 93.53



SQ FT/PALLET: 85.73



SQ FT/PALLET: 100.02


HERITAGE COLLECTION

HOLLAND STONE

PAVER | 60MM



The traditional shape and timeless appeal are enriched by DuraFusion Technology for enhanced texture and wear resistance.



ASHBURY HAZE 



BOURBON 



COTSWOLD MIST 



MIDNIGHT 

4 x 8

SQ. FT. / PALLET: 120


HERITAGE COLLECTION

HOLLAND STONE

PAVER | 60MM



The classic architectural aesthetic of Holland Stone is enriched with factory-applied ColorTech sealant for enhanced color, stain resistance and durability.



Harvest



Midnight



ANTHRACITE 



HARVEST 



LAPORTE 



MIDNIGHT 

4 x 8

SQ FT / PALLET: 120

NATURAL COLLECTION

MEGA-LIBRE®

PAVER | 60MM



A natural stone look with no detectable pattern, this paver offers irregular shapes, a chiseled surface and unique color blends reminiscent of flagstone.



Newport Gray



ASHWOOD



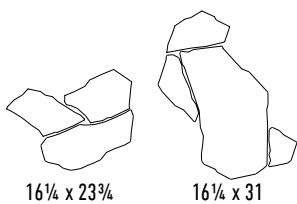
IRON BAY



NEWPORT GRAY



TEAK



SQ FT / PALLET: 86



NATURAL COLLECTION

ORIGINS™

3-PIECE SYSTEM | 60MM




MODULAR
SIZING



DURAFUSION™
TECHNOLOGY



Emulating the look and texture of natural stone, this paver system offers earthy tones and a chiseled face enriched with DuraFusion Technology for enhanced color, texture and wear resistance.



Iron Bay



Cheswick



ASHWOOD 



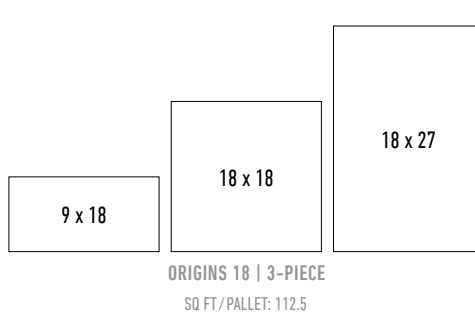
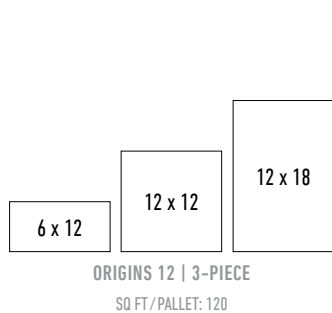
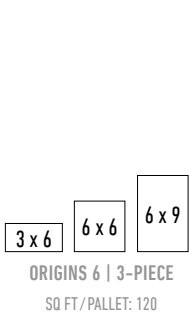
CHESWICK 



IRON BAY 



TEAK 
Only available in Origins 12



STYLE TIP

To add contrast for unique visual appeal, complement Origins natural stone textured pavers with Dimensions smooth modern pavers. The blend creates captivating patterns and designs. See pages 40-50.

NATURAL COLLECTION

ORIGINS™

3-PIECE SYSTEM | 60MM



MODULAR
SIZING



COLORTECH™
SEALED



Emulating the look and texture of natural stone, this paver system offers an earthy chiseled appearance enriched by factory-applied sealant for enhanced color and durability.



Brittany Beige



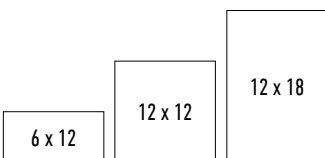
BRITTANY BEIGE 



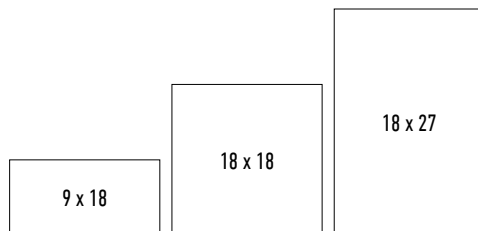
GALWAY 



NEWPORT GRAY 



ORIGINS 12 | 3-PIECE
SQ FT/PALLET: 120



ORIGINS 18 | 3-PIECE
SQ FT/PALLET: 112.5

NATURAL COLLECTION

ORIGINS™

PAVER | 60MM



MODULAR
SIZING



DURAFUSION™
TECHNOLOGY



DRIVEWAY
APPROVED



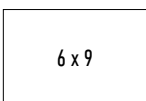
With the ideal shape and size for driveways, small patios and borders, the subtle chiseled stone face is enriched with DuraFusion Technology for enhanced color, texture and wear resistance.



DESIGN TIP

Use Origins 6 x 9 Pavers to frame any space or to add inset designs for sharp, defining looks.

MIDNIGHT



6 x 9

SQ FT / PALLET: 112.5

ARTISAN COLLECTION

PAPYRUS™

3-PIECE PAVER | 60MM



MODULAR
SIZING



DURAFUSION™
TECHNOLOGY



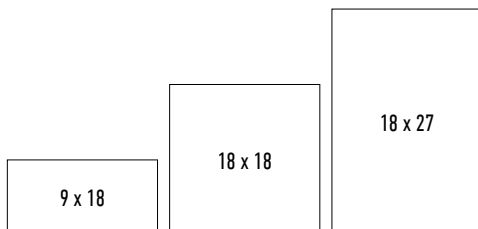

An organic textural experience with modern elegance, this paver's unique face offers an upscale hand-tooled look enriched with DuraFusion Technology for enhanced color, texture and wear resistance.



SCANDINA GRAY



SEPIA



PAPYRUS 18 | 3-PIECE
SQ. FT./PALLET: 112.5

ENVIRONMENTAL COLLECTION

TURFSTONE™


GRID PAVER | 80MM



DRIVEWAY
APPROVED




An open lattice grid design offers turf or gravel infill, creating a unique hardscape design that works in harmony with nature.



DESIGN TIP

Use grid pavers to help eliminate standing water and control soil erosion. Their design allows rainwater to gradually filter back into the soil.

GRAY



15 3/4 x 23 5/8

SQ. FT./PALLET: 103.2





I PORCELAIN

Our porcelain pavers line offers several styles in various interpretations of stone and wood. Discover upscale design flexibility in multiple sizes, shapes and architectural looks.

- 60 **Glocal**
- 61 **Lagoon**
- 62 **Noon**
- 63 **November**
- 64 **Quarziti 2.0**
- 66 **Travertini**
- 68 **Unico 2.0**

PORCELAIN COLLECTION

GLOCAL


CONCRETE FINISH | 20MM



SLIGHT
VARIATION



The smooth concrete-like finish offers a clean, contemporary aesthetic. Its structured and tight surface texture in neutral shades makes this porcelain paver a versatile design element.



v2 CLEAR
GC 01



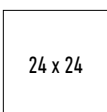
v2 IDEAL
GC 03



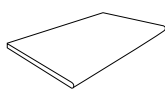
v2 CLASSIC
GC 05

FINISHING TIP

Techniseal® NextGel® Porcelain Paver Jointing Sand is a faster & cleaner solution for grouting porcelain pavers. No mixing required. See page 118 for more Techniseal products



24 x 24



12 x 24 x 3/4

SQ FT / PALLET:
232.5

UNICO 2.0

PCS / PALLET: 108

PORCELAIN COLLECTION

LAGOON

STONE FINISH | 20MM



SLIGHT VARIATION




Painstaking detail and depth of color evoke the expressive power of nature through these stylish modular pavers. Veining effects are inspired by the stratifications of sedimentary rocks.



v2 MOONBEAM
LG 01 ST



v2 SANDSHELL
LG 02 ST



v2 SHARKSKIN
LG 04 ST

DESIGN TIP

Use porcelain pavers in your design to fend off stains. Their ultra-low absorption rate makes them low maintenance.

24 x 48

SQ FT / PALLET: 271.25

PORCELAIN COLLECTION

NOON

WOOD FINISH



Warm and stylish, this contemporary expression of simplicity combines the look and feel of natural wood with the durability of porcelain.



MODERATE VARIATION



HIGH VARIATION



Ember

MIRAGE
INSPIRING BETTER LIVING



V4 DAYLIGHT
NN 01 ST



V4 EMBER
NN 02 ST



V3 HONEY
NN 03 ST

STYLE TIP

Pair Noon with the matching Unico 2.0 coping for a seamless transition to steps or pools.

12 x 48

SQ FT / PALLET: 279



12 x 24 x 3/4

UNICO 2.0

PCS / PALLET: 108

PORCELAIN COLLECTION

NOVEMBER

STONE FINISH | 20MM



SLIGHT VARIATION




Minimalist styling inspired by nature is found with this versatile porcelain paver. Characteristics of stone and cement embody its texture to offer a simple, yet elegant look.



v2 SLIGHT VARIATION
RAIN
NM 01



v2 SLIGHT VARIATION
WIND
NM 02



v2 SLIGHT VARIATION
WARM
NM 04



v2 SLIGHT VARIATION
LAND
NM 05

24 x 24

SQ FT / PALLET:
232.5

PORCELAIN COLLECTION

QUARZITI 2.0


STONE FINISH



MODERATE
VARIATION



This interpretation of natural quartz incorporates a gentle shading effect with the authentic diversity and subtle iridescence of natural elements.



Waterfall



STYLE TIP

Use different shapes or contrasting color tones to create inlaid patterns and eye-catching designs.



v3  **GLACIER QR 01 NAT**



v3  **MOUNTAINS QR 02 NAT**



v3  **WATERFALL QR 03 NA**



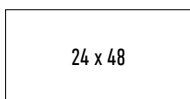
v3  **RIVER QR 04 NAT**



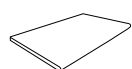
v3  **MANTLE QR 05 NAT**



SQ FT / PALLET:
232.5



SQ FT / PALLET: 271.25



12 x 24 x 3/4
UNICO 2.0
PCS / PALLET: 108

PORCELAIN COLLECTION

TRAVERTINI

TRAVERTINE FINISH | 20MM



SLIGHT
VARIATION



HIGH
VARIATION



Resembling the natural texture of travertine, these large-format slabs create upscale and timeless spaces with multiple aesthetic options, including linear vein or softer cross-cut looks.



Pearly Cross



Misty Cross

MIRAGE
INSPIRING BETTER LIVING



v2 DARK VEIN*
EY 08



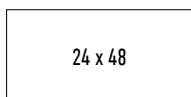
v2 MISTY VEIN*
EY 11



v2 PEARLY CROSS
EY 12



v2 MISTY CROSS
EY 14



12 x 24 x 3/4
UNICO 2.0
PCS/PALLET: 108

*Only available in 24 x 48

PORCELAIN COLLECTION

UNICO 2.0

COPING | 20MM



SLIGHT
VARIATION




MODERATE
VARIATION



HIGH
VARIATION



Enhance outdoor spaces with the refined look of this premium coping featuring polished round edges for pools, garden walls and steps in styles to complement a variety of porcelain paver lines.



Glacier



IDEA STARTER

Due to its high resistance to stains and scratches, porcelain pavers and coordinating Unico 2.0 coping are an excellent choice for outdoor kitchen countertops.

v2 PEARLY CROSS
EY 12




v2 MISTY CROSS
EY 14




v2 CLEAR
GC 01



v2 IDEAL
GC 03



v2 CLASSIC
GC 05



v4 DAYLIGHT
NN 01 ST



v4 EMBER
NN 02 ST



v3 HONEY
NN 03 ST




v3 GLACIER
QR 01 NAT



v3 MOUNTAINS
QR 02 NAT



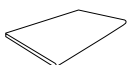
v3 WATERFALL
QR 03 NA



v3 RIVER
QR 04 NAT



v3 MANTLE
QR 05 NAT



12 x 24 x 3/4

PCS / PALLET: 108



WALLS

Add structural beauty and functionality to your garden landscape with freestanding and retaining wall systems. Explore a wide range of block shapes and colors to achieve the look you want.

- 72 **Ashlar Tandem™**
- 74 **Diamond® 9D**
- 75 **Diamond Pro® Smooth**
- 76 **Diamond Pro® Straight**
- 78 **Easton Stone™**
- 79 **Highland Stone®**
- 80 **Lamina Tandem™**
- 81 **Melville Tandem™**
- 82 **Melville™ Wall**
- 84 **Sterling®**
- 86 **Wellington Wall®**
- 87 **Weston Stone™**



Belgard wall products are backed by the industry's foremost team of experts in the manufacturing, engineering, installation, and design of wall systems.


NATURAL COLLECTION

ASHLAR TANDEM™


RETAINING | FREESTANDING



Virtual joints and a chiseled face create the look of a random stone facade for the versatile Tandem system that can build pillars, garden walls and stylish outdoor kitchens and features.



Newport Gray



Shelby Blend

FINISHING TIP

For ambiance and aesthetic appeal, use LED hardscape lights on walls like Ashlar Tandem to highlight architectural features and textures.



NEWPORT GRAY



SHELBY BLEND

H x W x D

7 x 13³/₁₆ x 2⁵/₈

7 x 15³/₁₆ x 2⁵/₈

7 x 18³/₁₆ x 2⁵/₈

WALL BLOCKS

SQ FT/PALLET: 70.10

3¹/₄ x 24 x 15

CAP

SQ FT/PALLET: 20

Construction pieces available.
Scan product QR code for details.

HERITAGE COLLECTION

DIAMOND® 9D

RETAINING



The weathered stone appearance of this wall's multiple sized blocks combined with a linear installation pattern offers a balance of natural aesthetics and a split face finish.



HARVEST BLEND



IRON BAY



SHEFFIELD BLEND

H x W x D

6 x 17 $\frac{3}{4}$ x 9

WALL BLOCK
SQ FT / PALLET: 45

3 x 18 x 13



CAP
SQ FT / PALLET: 22.54

METROPOLITAN COLLECTION

DIAMOND PRO[®] SMOOTH RETAINING



Modern and sleek, the refined look and smooth texture combine with the time-tested strength of the Diamond Pro System to offer elegantly durable retaining walls.



FOUNDRY



MIDNIGHT

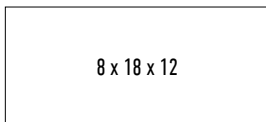


MOONLIGHT

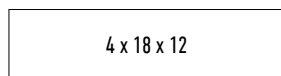


NEWPORT GRAY

H x W x D



WALL BLOCK
SQ FT/PALLET: 36



4" CAP
LN FT/PALLET: 67.5

Corner & Column units available.
Scan product QR code for details.

HERITAGE COLLECTION

DIAMOND PRO[®] STRAIGHT

RETAINING



With tailored beveled edges, the split-face texture of this wall offers a classic time-worn organic appearance and is ideal for large-scale projects.





IDEA STARTER

Retaining walls can be used to transform a sloped terrain into usable space, a terraced landscape, or multidimensional gardens.



BUFF



GRAY



HARVEST BLEND

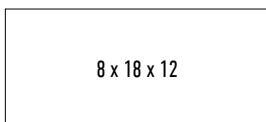


OXFORD CHARCOAL



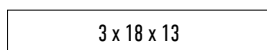
SHEFFIELD BLEND

H x W x D



8 x 18 x 12

WALL BLOCK
SQ FT/PALLET: 32



3 x 18 x 13

CAP
SQ FT/PALLET: 22.54

Corner unit available.
Scan product QR code for details.

METROPOLITAN COLLECTION

EASTON STONE™

GARDEN | FREESTANDING



With its smooth texture and refined appearance, this versatile block seamlessly integrates into any setting. Its earthen tones and clean finish exude warmth and timeless appeal.



FOSSIL BEIGE



IRON BAY



MIDNIGHT



PEARL

H x W x D

4 x 12 x 8

UNIVERSAL

SQ FT/PALLET: 31.68


HERITAGE COLLECTION

HIGHLAND STONE[®]

RETAINING | FREESTANDING



The rough-hewn face and multiple pieces of this wall provide a natural stone aesthetic with a rustic hand-stacked look. Each block has a rugged, varied split-stone appearance.



IRON BAY

OXFORD CHARCOAL

H x W x D

6 x 6 x 9

6 x 12 x 9

6 x 18 x 9

6 x 6 x 12

6 x 12 x 12

6 x 18 x 12

3 x 18 x 13

3-PIECE FREESTANDING WALL

3-PIECE RETAINING WALL

CAP

SQ FT/PALLET: 26.8

SQ FT/PALLET: 28.4

SQ FT/PALLET: 24

SQ FT/PALLET: 24

SQ FT/PALLET: 22.54

Corner unit available.
Scan product QR
code for details.

NATURAL COLLECTION

LAMINA TANDEM™

RETAINING | FREESTANDING



The look and feel of multiple layers of natural stacked stone defined by a chiseled texture and a unique z-shape that allows for a seamless connection between units.



Sienna Blend



SCANDINA GRAY



SIENNA BLEND



PEWTER

IDEA STARTER

Use Lamina Tandem to create distinctive outdoor living spaces, such as terraces and raised gardens.

H x W x D

7 x 13³/₁₆ x 2⁵/₈

7 x 15³/₁₆ x 2⁵/₈

7 x 18³/₁₆ x 2⁵/₈

3¹/₄ x 24 x 15

3-PIECE

CAP

SQ FT / PALLET: 56.08

SQ FT / PALLET: 20

Construction pieces available.
Scan product QR code for details.

METROPOLITAN COLLECTION

MELVILLE TANDEM™

RETAINING | FREESTANDING



A distinctive smooth face and large format size provides a modern aesthetic for a wide variety of outdoor living projects including retaining walls, kitchens, built-in seating and more.



Newport Gray



ANTHRACITE



NEWPORT GRAY



SCANDINA GRAY

IDEA STARTER

Built-in planters are an excellent way to add dimension and color to patios and entryways.

H x W x D

7 x 13³/₁₆ x 2⁵/₈

7 x 15¹³/₁₆ x 2⁵/₈

7 x 18⁷/₁₆ x 2⁵/₈

WALL BLOCKS

SQ FT/PALLET: 70.10

3¹/₄ x 24 x 15

CAP

SQ FT/PALLET: 20

Construction pieces available. Scan product QR code for details.

METROPOLITAN COLLECTION

MELVILLE™ WALL

GARDEN | FREESTANDING



Distinctive smooth faces, subtle edges and clean design make this wall stand out for the modern aesthetics it provides. System is comprised of a double-sided wall unit, along with a matching cap.



Scandina Gray



Anthracite



ANTHRACITE



HICKORY



SCANDINA GRAY



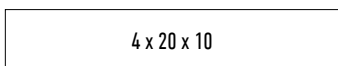
SHADED GRAY

DESIGN TIP

Integrate the matching cap into wall designs to create depth. Then, for a dramatic effect, add hardscape lights to draw attention to the wall's multidimensional appeal.

**Wedge unit is not available in Scandina Gray*

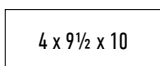
H x W x D



4 x 20 x 10

WALL BLOCK

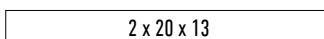
SQ FT/PALLET: FSW - 53.33, SRW - 26.67



4 x 9 1/2 x 10

WEDGE*

PCS/PALLET: 72



2 x 20 x 13

CAP

LN FT/PALLET: 100

HERITAGE COLLECTION

STERLING[®]


RETAINING | FREESTANDING | COLUMN



The classic split-stone look of this retaining wall block is paired with an innovative design that allows the block to be split in half to create two-sided freestanding walls.



Iron Bay



Oxford Charcoal



IRON BAY



HARVEST BLEND



OXFORD CHARCOAL



SANDSTONE



SHEFFIELD BLEND



STONE GRAY

H x W x D

6 x 17³/₄ x 12

WALL BLOCK
SQ FT/PALLET: 33.3

3 x 18 x 13

CAP
SQ FT/PALLET: 22.54

DESIGN TIP

Sterling Wall can be used to construct steps for elevation changes.

Construction pieces available. Scan product QR code for details.

HERITAGE COLLECTION

WELLINGTON WALL[®]

RETAINING | FREESTANDING



The multi-dimensional character of this multi-piece wall system with split-stone, hand chiseled texture brings depth and the added beauty of a random look to landscapes.



Iron Bay



ASHBURY HAZE
Only available in cap



IRON BAY



GASCONY TAN
Only available in cap

H x W x D

6 x 9 x 10

6 x 12 x 10

6 x 18 x 10

3-PIECE

3 x 18 x 13

CAP

SQ FT / PALLET: 26 SRW | SQ FT / PALLET: 23 FSW

SQ FT / PALLET: 22.54

*Corner piece available.
Scan product QR code for details.*

HERITAGE COLLECTION

WESTON STONE™


GARDEN | FREESTANDING



Offering the look of tumbled cut stone, this wall block is double-sided for the design flexibility to create a wide variety of garden walls and outdoor living features.



Iron Bay



Midnight



FOSSIL BEIGE



IRON BAY



MIDNIGHT
Only available in universal



PEARL

H x W x D

4 x 8 x 8

4 x 12 x 8

4 x 16 x 8

4 x 12 x 8


3-PIECE*

UNIVERSAL

SQ FT / PALLET: 42 SRW | SQ FT / PALLET: 36 FSW

SQ FT / PALLET: 40





CAPS, COPING, EDGERS & STEPS

Functional and aesthetic accessories increase the longevity and performance of your Belgard hardscape. From bullnose pool coping to decorative edging, these products provide the perfect finishing touch.

- 90 **Esplanade Cap**
- 92 **Marina™ Coping**
- 94 **Anglia Edger®**
- 95 **Granika Step® XL**
- 96 **Landings™ Step**

NATURAL COLLECTION

ESPLANADE

CAPS




The natural stone look and versatile design of these chisel-faced caps add an elegant finishing touch for walls and columns that pairs well with any architectural design.



Limestone

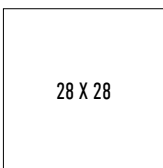


Slate Gray



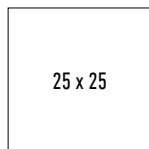
LIMESTONE

SLATE GRAY



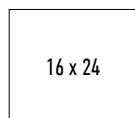
28 X 28

COLUMN COPING
PCS/PALLET: 8



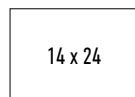
25 x 25

COLUMN COPING
PCS/PALLET: 16



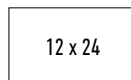
16 x 24

WALL COPING
PCS/PALLET: 36



14 x 24

WALL COPING
PCS/PALLET: 48



12 x 24

BULLNOSE COPING
PCS/PALLET: 48



39.5 INSIDE
DIAMETER

4-PIECE CAP
PCS/PALLET: 4



HERITAGE COLLECTION

MARINA™


COPING | 60MM



The smooth surface texture and refined, rounded edges make this bullnose coping a classic finishing touch to enhance pools and a variety of outdoor features.



Midnight



Cotswold Mist



COTSWOLD MIST



MIDNIGHT

5¹⁵/₁₆ x 11¹³/₁₆

LN FT / PALLET: 97.5




NATURAL COLLECTION

ANGLIA EDGER®


EDGER



Larger edger units feature a chiseled finish and tapered edges to provide an elegant complement to driveways, patios, walkways and flower beds.



Cotswold Mist



Cotswold Mist



COTSWOLD MIST



GASCONY TAN

5 1/4 x 7 5/8

5 1/4 x 10

5 1/4 x 15 5/8

5 1/4 x 17 5/8

LN FT/PALLET: 69.75

HERITAGE COLLECTION

GRANIKA STEP[®] XL


STEP UNIT



The beauty of natural granite features a quarried face on the step tread and smooth sides, which allows side-by-side placement for longer treads. Double-sided texture on the rise allows rotation for optimal aesthetics.



Ashbury Haze



Cotswold Mist



ASHBURY HAZE



COTSWOLD MIST

6 x 48 x 18

LN FT/PALLET: 25.33


NATURAL COLLECTION

LANDINGS™


STEP UNIT




The weathered step tread and chiseled look of quarried limestone on the rise adds grand style to landscape level changes, while the smooth face of the remaining sides allows for greater design flexibility.




Moonlight



BLU STONE



BROWN



MIDNIGHT



MOONLIGHT

6 x 48 x 18

LN FT / PALLET: 24



KITCHENS & FIRE FEATURES

Start living in your new space sooner with our innovative outdoor living systems and kits. These durable systems offer enhanced functionality and significantly faster installation without sacrificing style.

100 Artforms™ Modular Panel System

102 Beaufort™ Series

104 Bordeaux™ Series

106 Melville™ Series

108 Melville™ Fire Pit

109 Weston Stone™ Fire Pit Kit



METROPOLITAN COLLECTION

ARTFORMS™

MODULAR PANEL SYSTEM



Innovative large-format modular panels offer contemporary lines and the versatility to create unlimited architectural features for outdoor living spaces.



Scandina Gray & Midnight



Scandina Gray & Midnight

HGTV
DREAM HOME
PROUD SPONSOR 2024

Artforms was featured in the 2024 HGTV®
Dream Home in St. Augustine, Florida.

Belgard.com/HGTVdreamhome



MIDNIGHT



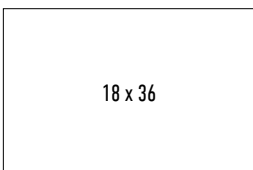
Scandina Gray



SCANDINA GRAY

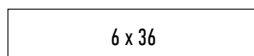


SEPIA



18 x 36

SQ FT / PALLET: 81



6 x 36

SQ FT / PALLET: 31.5

NATURAL COLLECTION

BEAUFORT™ SERIES

GRILL ISLAND & FIRE FEATURES




Captivating contemporary style results from the pairing of natural chiseled stone textures in a sleek 4" high linear format.



Fireplace & Wood Boxes



Grill Island

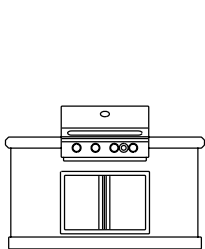


Linear Fireplace

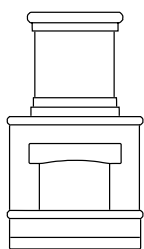
IDEA STARTER
 Create the perfect gathering spot for hosting get-togethers by combining Beaufort's functional grill island with fire features like Beaufort's linear fireplace to keep everyone warm and welcomed.



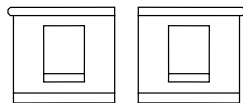
SHELBY BLEND / MIDNIGHT



2'6"D x 5'11"W x 3'5"H
 GRILL ISLAND
 Grill & Doors included



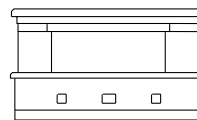
27"D x 4'3"W x 7'8"H
 FIREPLACE



2'1¼"D x 3'3"W x 3'1"H Each
 WOOD BOXES
 Sold as a pair



2'11"D x 6'2"W x 2'5"H
 LINEAR FIRE TABLE



3'6½"D x 7'8"W x 4'5¼"H
 LINEAR FIREPLACE

PLEASE NOTE: All of our fireplaces and fire pits come standard as wood-burning units. However, our fireplaces and fire pits can be retro-fitted for gas burning log sets and burners. Please contact us for more details at 877-235-4273.
 Be sure to check with your local municipality for any codes that may affect your installation. Grill island includes stainless grill and door set. Grill is available in propane or natural gas. Must be specified when placing order.

NATURAL COLLECTION

BORDEAUX™ SERIES

GRILL ISLAND & FIRE FEATURES



In timeless stackstone design with accents that emulate polished limestone, the components of this series transform outdoor living spaces with a coordinated, cohesive look.



*Fireplace & Wood Boxes
in Pewter / Midnight*



Linear Fire Table
in Sienna / Buff



PEWTER / MIDNIGHT




SIENNA / BUFF



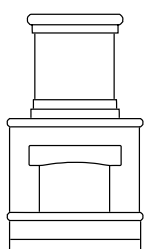
SIENNA / MIDNIGHT



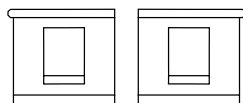
Fireplace & Wood Boxes
in Sienna / Midnight



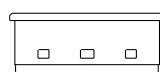
2'6"D x 5'11"W x 3'5"H
GRILL ISLAND
Grill & Doors included



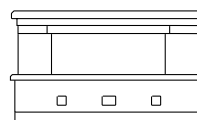
27"D x 4'3"W x 7'8"H
FIREPLACE



2'1¼"D x 3'3"W x 3'1"H Each
WOOD BOXES
Sold as a pair



2'11"D x 6'2"W x 2'5"H
LINEAR FIRE TABLE



3'6½"D x 7'8"W x 4'5¼"H
LINEAR FIREPLACE

PLEASE NOTE: All of our fireplaces and fire pits come standard as wood-burning units. However, our fireplaces and fire pits can be retro-fitted for gas burning log sets and burners. Please contact us for more details at 877-235-4273.

Be sure to check with your local municipality for any codes that may affect your installation. Grill island includes stainless grill and door set. Grill is available in propane or natural gas. Must be specified when placing order.

METROPOLITAN COLLECTION

MELVILLE™ SERIES

GRILL ISLAND & FIRE FEATURES




Stunning linear design features a smooth face and subtle edges to deliver a sleek, contemporary look. Components work together to provide a cohesive finished look.



Fireplace & Wood Boxes



Grill Island



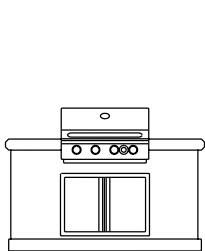
Linear Fire Table

DESIGN TIP

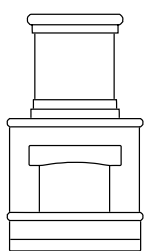
To create a cohesive look, construct landscape walls and built-in seating with Melville Wall. See page 82.



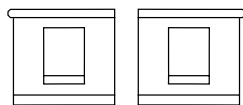
SCANDINA GRAY / MIDNIGHT



2'6" D x 5'11" W x 3'5" H
GRILL ISLAND
Grill & Doors included



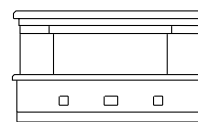
27" D x 4'3" W x 7'8" H
FIREPLACE



2'1 1/4" D x 3'3" W x 3'1" H Each
WOOD BOXES
Sold as a pair



2'11" D x 6'2" W x 2'5" H
LINEAR FIRE TABLE



3'6 1/2" D x 7'8" W x 4'5 1/4" H
LINEAR FIREPLACE

PLEASE NOTE: All of our fireplaces and fire pits come standard as wood-burning units. However, our fireplaces and fire pits can be retro-fitted for gas burning log sets and burners. Please contact us for more details at 877-235-4273.

Be sure to check with your local municipality for any codes that may affect your installation. Grill island includes stainless grill and door set. Grill is available in propane or natural gas. Must be specified when placing order.

METROPOLITAN COLLECTION

MELVILLE™

FIRE PIT



Compatible with the Elements fire pit insert, special wedge-shaped blocks of our smooth-faced Melville Wall create this circular fire pit to perfectly complement our Melville Series of walls and outdoor features.



Anthracite



ANTHRACITE



HICKORY



SHADED GRAY

ROUND FIRE PIT

54 3/8" outside diameter
34 3/8" inside diameter
Stacks 4 rows high
Cap sold separately.
Elements inserts sold separately.
See page 114.

4 x 9 1/2 x 10

HERITAGE COLLECTION

WESTON STONE™

FIRE PIT KIT



With the look of tumbled cut stone, this fire pit makes a beautiful addition to any outdoor living space and is the ideal complement to projects with Weston Stone walls.



ASHBURY HAZE



COTSWOLD MIST



GASCONY TAN

ROUND FIRE PIT

Outside is 55" in diameter
 Inside is 39.5" in diameter
 Stacks up to 4 rows high
Caps sold separately.
Metal ring insert included in the kit

4 x 12

4 x 8

ROUND KIT



A photograph of an outdoor patio area at night. The patio is paved with large, irregular, light-colored stone pavers. A low, dark stone wall runs along the edge of the patio. Underneath the wall, there are several recessed lighting fixtures that are illuminated, casting a warm, yellow glow. In the background, there are some green plants and a dark, rounded object, possibly a lamp or a planter.

I ACCESSORIES

Add final touches to your outdoor space with our accessories. From outdoor heaters to lighting, our selection includes products that offer comfort, functionality and aesthetics.

112 Heat & Shade

114 Elements™

116 Lighting

118 Paver Care


FINISH YOUR SPACE

ENHANCED COMFORT & AESTHETICS



SCAN HERE

WANT MORE
STYLE OPTIONS?
ELEMENTSHOME.COM



SHADE + PRIVACY

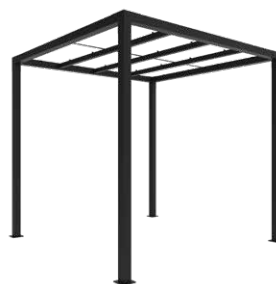
Elements™ Pergolas and Decorative Screen Panels are the ideal way to customize your space with added shade, privacy or decorative accents. With a variety of biophilic or architectural patterns to choose from, create a unique look that enhances your personal sense of style.

Decorative Screen Panels can be incorporated throughout your backyard to tie the design together. In addition to Pergola accents and stand-alone kits, incorporate panels into selected vinyl fencing styles, as a vinyl or aluminum railing infill option, or as an alternative to under-deck lattice.

DESIGN TIP

PERGOLAS *(decorative screen panels sold separately)*

Define your space and filter the sunlight without blocking airflow. Add wall panels for additional privacy.



Standard Pergola



Pergola with Side Wall

OUTDOOR HEATERS

Extend your outdoor living season into the cooler months with our new outdoor heaters.




Elements Classic White
Slimline Electric Heater



PRIVACY SCREENS *(decorative screen panels sold separately)*

Easily customize your space by configuring panels as the border of an outdoor room.



Decorative Screen
Panel Frame Kit

DECORATIVE SCREEN PANELS

Choose from a variety of architectural styles for a personalized look.



Freesia

Aztek

ENHANCED OUTDOOR LIVING
ELEMENTS™
 APPLIANCES & ACCENTS



WANT MORE KITCHEN, FIRE
 OR WATER FEATURES?
ELEMENTSHOME.COM



FIRE PITS & BOWLS

Artisan fire features and planters to enhance the style of your space.



Artisan Cast Stone
 Rectangle Fire Pit




Artisan Cast Stone
 Square Bowl

FIRE PIT INSERTS

Burner kits and inserts for easy installation of fire features.



Elements Round Gas
 Fire Pit Burner Kit



Smoke-less
 Fire Pit Insert

ARTFORMS™ + ELEMENTS™


Our Artforms™ Modular Panel System is designed to work seamlessly with Elements™ appliances and accessories for the efficient installation of contemporary outdoor kitchens and living rooms.

See page 100

For outdoor living room and kitchen design ideas using Artforms and Elements, download our Idea Book.



DESIGN TIP



OUTDOOR COOKING *(carts available for freestanding options)*

Gourmet cooking appliances for outfitting your outdoor kitchen including grills, burners, smokers and more.



Elements Blue Diamond Kamado



Elements Griddle



Elements Pro Built-In Grill

OUTDOOR KITCHEN STORAGE

Storage and refrigeration for enhancing functionality.



Elements 2-Bin Trash Door



Elements Double Drawers



Elements 22" Outdoor Refrigerator



OUTDOOR LIVING

LIGHTING SOLUTIONS



WANT MORE LIGHTING OPTIONS?
BELGARD.COM/LIGHTING

SCAN HERE



WALL & POST SCONCE LIGHTS

Enhance visibility and illuminate entrances for guests.

COLOR CHANGING
R G B C W



Traditional Up & Down Sconce



Modern Sconce

BISTRO LIGHTS

Add a festive vibe to your space for outdoor entertaining.



Hanging Edison Bistro Lights

HARDSCAPE LIGHTS

Incorporate into walls, features and stairways for improved safety.

COLOR CHANGING
R G B C W



Replaceable LED Step & Wall Light


COLOR CONTROL APP

Our lighting fixtures and lamps feature RGB color control as well as kelvin (warm - cool white), dimming, and zone control via Bluetooth® connection from your device. Search for “Tru-Scapes” in the app store.



Incorporate lighting in your design plans. Illumination increases the amount of time you can spend outdoors, provides safety, creates ambiance and enhances the beauty of your design.

DESIGN TIP



PILLAR LIGHTS

Extend time outside by lighting up columns and pillars.



Noble Pillar Light



PAVER LIGHTS

Incorporate into patio borders and walkway paver patterns for improved visibility.



Traditional Low Voltage LED Paver Lights



DOT LIGHTS

Install into pavers, slabs or decking to sprinkle illumination throughout your space.



2.5" In-Ground LED Dot Light

MAINTENANCE & PROTECTION

PROTECT YOUR INVESTMENT

For 40 years, Techniseal® products have been trusted by residential and commercial hardscape installers. As a one-stop shop, Belgard offers Techniseal sealers, adhesives and edging to help you protect your purchase and achieve long-lasting results.



WANT MORE
PRODUCT OPTIONS?
BELGARD.COM/TECHNISEAL

SCAN HERE



REMOVE STAINS

Tackle tough surface stains with specially formulated stain removers.



Rust stain remover

Dirt & grease stain remover

ELIMINATE EFFLORESCENCE

Maintain and restore the beauty of your hardscape surfaces.



Paver restorer removes haze created by some polymeric sands

Paver Prep dislodges efflorescence and ground-in dirt

PREVENT WEEDS & EROSION

Enhance aesthetics, durability and stability of paver projects.



The smart choice for everyday installations

High-performance, the only real no-haze, no-dust alternative



Allow your pavers to cure prior to sealant application. Discuss with your contractor, as cure time varies by climate. Maintain the long-term beauty of your pavers by cleaning and resealing every 3 to 5 years.

MAINTENANCE TIP



STAIN RESISTANCE


Protect pavers or enhance color with top quality sealers.



Natural look with matte finish, preserves the natural beauty of pavers



Color Boost CB+ matte finish, enhances the color of pavers



ENHANCE STABILITY

NextGel™ technology ensures stability of patios and walkways.



Fortified hardscape concrete edging



SUPERIOR STRENGTH

Bond construction materials 50% faster (8-minute bond time).



Hardscape foam adhesive



LIFETIME TRANSFERABLE LIMITED WARRANTY

WE COVER A LOT OF GROUND

- TRANSFERRABLE WARRANTY
- TIMELY INVESTIGATIONS
- REPLACEMENT OF DEFECTIVE PRODUCT AT NO CHARGE

Oldcastle APG ("Belgard") is proud to inform you that all of our interlocking concrete paver and retaining walls ("Products") meet and/or exceed the requirements of ASTM C-936 and ASTM C-1372. Belgard guarantees its Products against these standards for the lifetime of the Product defined by ICPI. This guarantee does not apply to splitting, chipping or other breakage that could be caused by impact, abrasion or overloading. This warranty is transferable. The original proof of purchase is required.

This warranty is only valid if the material is installed under the guidelines of the CMHA or the Belgard Installation Guideline Manual. Improper installation voids this warranty. This warranty is for residential applications only and does not apply to commercial applications. It is recommended that the job is installed by a Belgard Contractor Program participant who guarantees their workmanship for a minimum of 3 years from the date of install. For warranty service, contact Belgard at 1-877-BELGARD. A service representative will investigate your claim within 10 business days. If the Belgard product fails to meet the specifications, Belgard will replace the defective product at no charge. Color matching cannot be guaranteed. Belgard will not be responsible for any replacement labor, consequential damages or incidental damages. This warranty gives you specific legal rights, and you may also have other rights which vary from state to state. Some states do not allow for the exclusion or limitation of incidental or consequential damages, so the above limitation or exclusion may not apply to you.

The warranties in this limited warranty are the only warranties applicable to the veneer products. There are no other warranties, representations, or conditions of any kind, express or implied, statutory or otherwise, with respect to the interlocking concrete paver or retaining wall products supplied by manufacturer, including, but not limited to, any implied warranties of merchantability or fitness for a particular purpose. All such warranties are hereby specifically disclaimed and manufacturer shall have no liability therefor, notwithstanding (1) manufacturer's actual knowledge of any intended use of the interlocking concrete paver or retaining wall products or (2) any advice or representations that may have been rendered by manufacturer concerning the design, manufacture, fabrication, sale, use, installation or provision of the interlocking concrete paver or retaining wall products. No statement, product, or description by manufacturer or its employees or other representatives, in addition to or beyond this limited warranty shall constitute a warranty. Buyer agrees that its sole and exclusive remedies for breach of this limited warranty, and the sole and exclusive obligations of manufacturer with respect to any claims for breach of this limited warranty, shall be those remedies expressly set forth herein.



REGISTER YOUR WARRANTY

Belgard.com/Warranty

EXPLORE THE 2025

COLOR PALETTE

Explore the variety of colors within our portfolio palette. Color options do vary by product. Please refer to the individual product pages in this catalog or contact your Belgard Sales representative for specific availability.



Due to the natural materials in our products, colors may vary from those shown in our catalog. We recommend viewing actual product samples to ensure the perfect color and finish for each project.

BLENDS

Blends of three or more complementary or contrasting colors, creating a more dramatic look.



CHESWICK*



GALWAY*



ASHWOOD*



SIENNA BLEND**



GASCONY TAN**



BRITTANY BEIGE*



COTSWOLD MIST*



FOSSIL BEIGE



ASHBURY HAZE



LAPORTE*



SHELBY BLEND**



SHEFFIELD BLEND**



HARVEST BLEND



PEWTER



NEWPORT GRAY



IRON BAY



TEAK*

**Available in Pavers Only **Available in Walls Only*

SOLIDS


Consistent color tone used throughout products used primarily for design accents or to create a neutral backdrop.



ARCTIC WHITE*



PEARL**



MOONLIGHT




STONE GRAY**




GRAY



SANDSTONE**




BUFF**




BOURBON*



ROSEWOOD*



FOUNDRY**




MIDNIGHT



BLACK DIAMOND*

SOLIDS (CONTINUED)

Consistent color tone used throughout products used primarily for design accents or to create a neutral backdrop.



GRAPHITE*

TONE-ON-TONE

Variations of the same color in adjacent shades and tones, typically used for products with contemporary aesthetics.



SEPIA



HICKORY



SCANDINA GRAY



SHADED GRAY



OXFORD CHARCOAL**



ANTHRACITE

**Available in Pavers Only **Available in Walls Only*

COLLECTION REFERENCE CHART

PAVERS	ARTISAN	METROPOLITAN	NATURAL	HERITAGE	ENVIRONMENTAL	PORCELAIN
Aqualine™					●	
Basalt™	●					
Belgian Cobble®				●		
Brooklyn™				●		
Cambridge Cobble®				●		
Charlestone™				●		
Dimensions™		●				
Dublin Cobble®				●		
Geometric Shapes		●				
Glocal						●
Holland Stone				●		
Lagoon						●
Mega-Libre®			●			
Noon						●
November						●
Origins™			●			
Papyrus™	●					
Quarziti 2.0						●
Travertini						●
Turfstone™					●	

CAPS, COPING, EDGERS & STEPS	ARTISAN	METROPOLITAN	NATURAL	HERITAGE	ENVIRONMENTAL	PORCELAIN
Esplanade Caps			●			
Marina™ Coping				●		
Anglia Edger™			●			
Granika Step® XL				●		
Landings™ Step			●			
Unico 2.0						●

WALLS	ARTISAN	METROPOLITAN	NATURAL	HERITAGE	ENVIRONMENTAL	PORCELAIN
Ashlar Tandem™			●			
Diamond® 9D				●		
Diamond Pro® Smooth		●				
Diamond Pro® Straight				●		
Easton Stone™		●				
Highland Stone®				●		
Lamina Tandem™			●			
Melville Tandem™		●				
Melville™ Wall		●				
Sterling®				●		
Wellington Wall®				●		
Weston Stone™				●		

KITCHENS & FIRE FEATURES	ARTISAN	METROPOLITAN	NATURAL	HERITAGE	ENVIRONMENTAL	PORCELAIN
Artforms™		●				
Beaufort™ Series			●			
Bordeaux™ Series			●			
Melville™ Series		●				
Melville™ Fire Pit		●				
Weston Stone™ Fire Pit Kit				●		


ARTISAN Hand-tooled. Contemporary.	METROPOLITAN Smooth finish. Clean lines.	NATURAL Stone textures. Sculpted.	HERITAGE Tumbled or soft edges. Split face.	ENVIRONMENTAL Permeable. Eco-friendly.	PORCELAIN High style. Unbeatable durability.
---	---	--	--	---	---



BELGARD
PAVES THE WAY

RESOURCES


FOR THE HOMEOWNER



PROJECT
PLANNING GUIDE



DIGITAL
CATALOG



BELGARD
FINANCING

FOR THE PRO



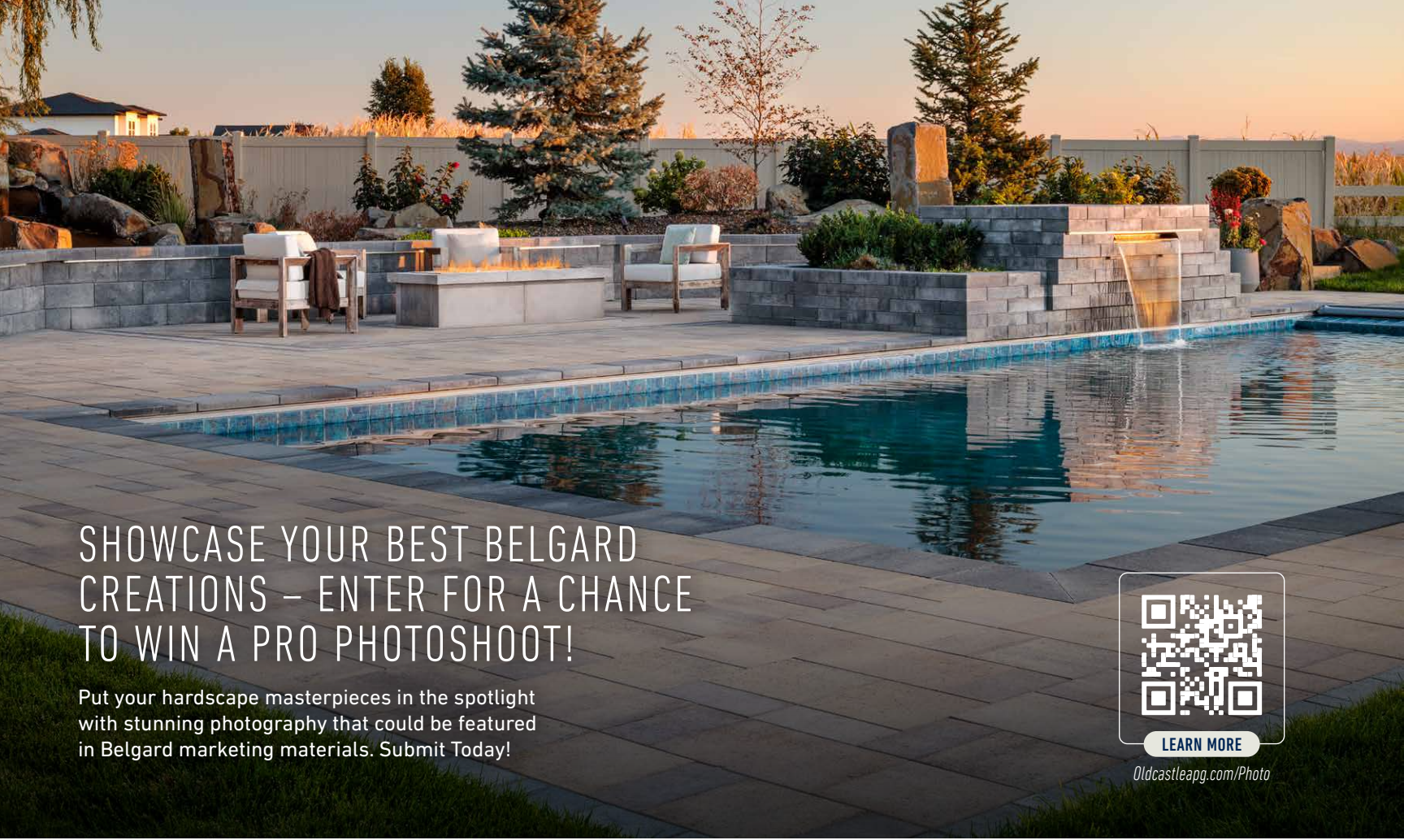
INSTALLATION
RESOURCES



PRODUCT
SPECIFICATIONS



FIND MY
REP



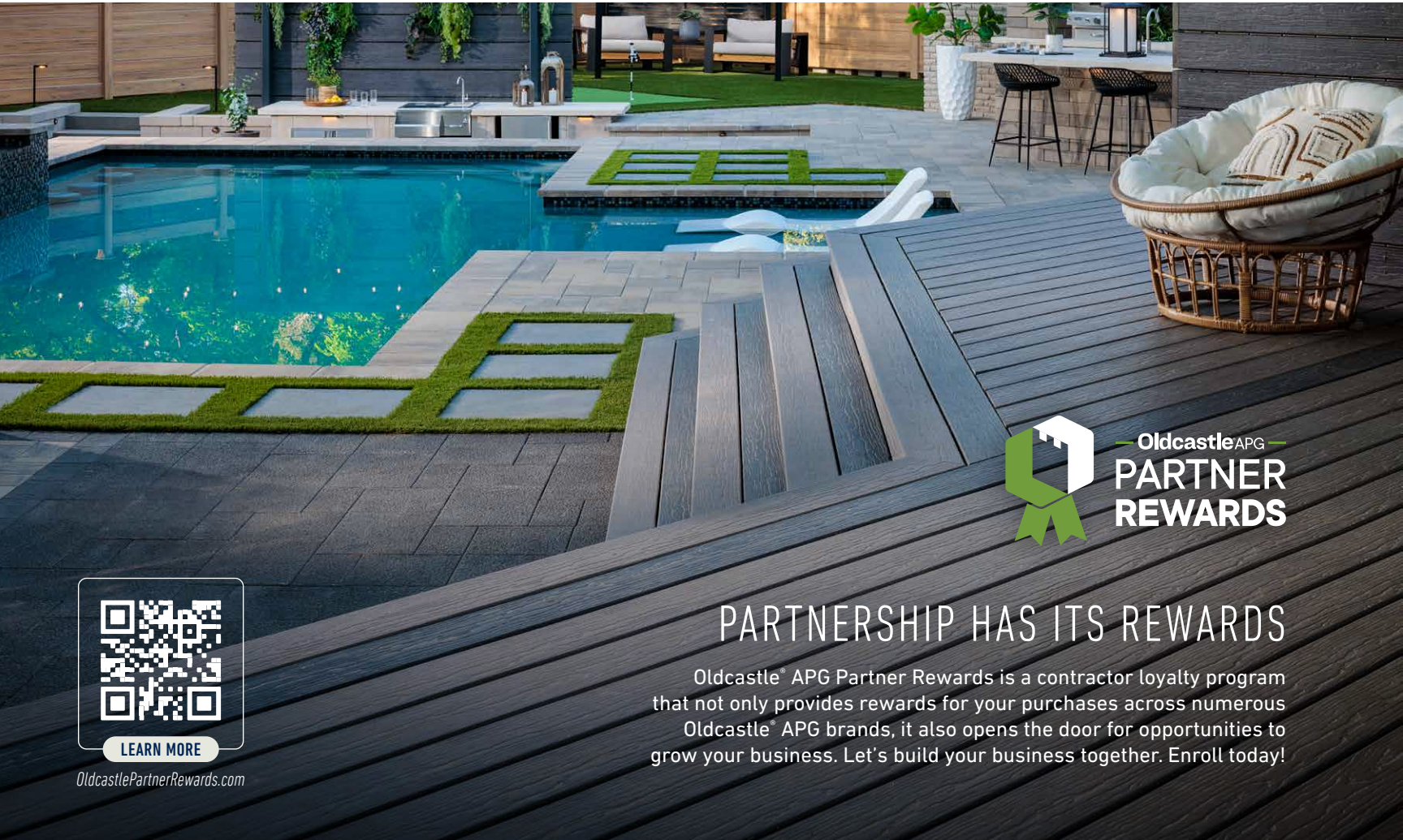
SHOWCASE YOUR BEST BELGARD CREATIONS – ENTER FOR A CHANCE TO WIN A PRO PHOTOSHOOT!

Put your hardscape masterpieces in the spotlight with stunning photography that could be featured in Belgard marketing materials. Submit Today!



LEARN MORE

Oldcastleagg.com/Photo



Oldcastle^{APG}
**PARTNER
REWARDS**

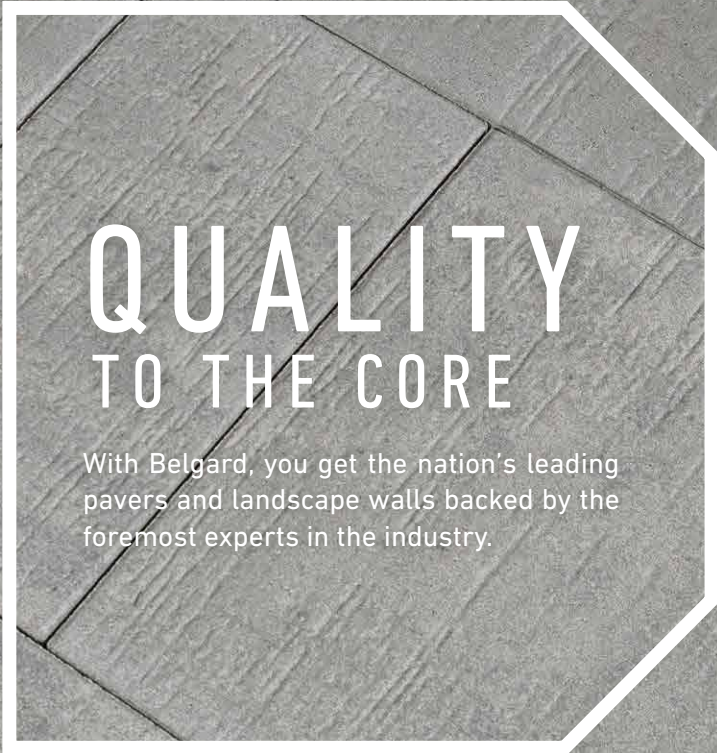

PARTNERSHIP HAS ITS REWARDS

Oldcastle[®] APG Partner Rewards is a contractor loyalty program that not only provides rewards for your purchases across numerous Oldcastle[®] APG brands, it also opens the door for opportunities to grow your business. Let's build your business together. Enroll today!



LEARN MORE

OldcastlePartnerRewards.com



QUALITY TO THE CORE

With Belgard, you get the nation's leading pavers and landscape walls backed by the foremost experts in the industry.

BELGARD.COM

© Copyright 2025 Oldcastle APG, Inc. All Rights Reserved. BEL24-D-259214

PICTURED ON THE COVER:
ARTFORMS™ MODULAR PANEL SYSTEM, BASALT™, BELGIAN COBBLE™,
DIMENSIONS™ 6, ORIGINS™ 6 X 9, GLOCAL PORCELAIN PAVERS,
LANDINGS™ STEP, MELVILLE™ FIREPLACE & DIAMOND PRO™ SMOOTH