



2025 CATALOG

Contents

INSPIRATION

Find your Contractor/Dealer4-5

PAVERS

Lexington®	8-9
Ozark® Demi.....	10-11
Ozark® Supra	12-13
Manhattan® Demi	14-15
Manhattan® Supra.....	16-17
Newport®	18-19
CityStone™ XL	20-21
Plymouth®	22-23
Jamestown®	24-25
Luna™	26-27
Grand Flagstone	28-29
Dimensional Flagstone	30-31

WALLS

Edington Wall Stone®	34-35
Lenza Wall	36-37
Belvedere Wall	38-39
Dimensional Wall.....	40-41
Kodah Wall	42-43
Outcropping Wall.....	44-45
Versa-Lok®	46-47

STAIR TREADS | WALL COPINGS

COLUMN CAPS | FIRE PITS

Bullnose Pavers.....	50-51
Olentangy Bluff Tread™	52-53
Dimensional and Irregular Steps.....	54-55
Superior Steppers.....	56-57
Dimensional Coping.....	58-59
Column Caps	60-61
Edington® Fire Pit.....	62-63
Belvedere Fire Pit.....	64-65
Dimensional Fire Pit	66-67
Kodah Fire Pit.....	68-69
Lenza Fire Pit.....	70-71
Edington® Pub Table	72-73

SAND | SEALERS

Dura Denz Sand and Sealers	74-75
----------------------------------	-------


For warranty information,
please visit our website oberfields.com



THE DURA-DENZ® DIFFERENCE

Dura Denz® is exclusive to Oberfields and represents a dramatic break-through in concrete casting technology. Our Americana Collection line of premium pavers are infused with Dura Denz. A specially formulated dense top layer that creates a smooth, extra-hard surface that resists chipping, scratching and fading. The result is products that are not only beautiful, but extremely durable.

Standard concrete pavers are coarse, with visible aggregate on surface. They are manufactured to exceed all ASTM standards for quality and strength.



Dura Denz provides an exceptional paver, color infused throughout, has a colorfast top layer and resilient to deterioration. ASTM compliant.

Why Choose Oberfields?

AMERICAN-MADE WORLD-CLASS MANUFACTURING

Oberfields is proud to be American-Owned and Made. We manufacture our products within our three manufacturing facilities in central Ohio, and employ nearly one hundred employees.



EXPANSIVE NETWORK

You can find our products throughout the Midwest and down the East Coast. We have a valued distributor network who are knowledgeable about our products and have our products on display. We take great pride in providing in-depth regional training programs for contractors to become Authorized Oberfields Contractors. To connect with a distributor or authorized contractor in your area, please visit oberfields.com



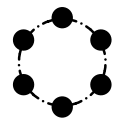
EXPERIENCED PROFESSIONAL ADVICE

We are more than your supplier, we are your partner. We recognize the importance of sales support and inventory. We have a phenomenal team that's trained to be your resource. Our knowledgeable staff provides expertise from site design and installation techniques, to delivery.



ONE-SOURCE ORDERING

Pavers, retaining walls, step units, structures, sealers and cleaners - we've got you covered with one call.





Find your authorized contractor & dealer today

Our goal is to provide you with quality paver & wall products for your project. We understand that it's a large investment. If you need help with finding the right contractor for your project, we can help. Our goal is to recommend qualified, knowledgeable, certified hardscape contractors. The hardscape contractors found on our Oberfields Authorized Contractor list have shown a proven knowledge on the basics of paver and retaining wall construction and installation. Each company listed has at least one individual on staff that has attended our training course and passed our Authorization Exam.

While we try our best to recommend qualified contractors for your project, Oberfields does not guarantee the workmanship of the installer. Please ask your selected contractor for references and about any warranty or guarantees they might provide on workmanship.



Simply scan the code to connect with a contractor in your area

FOLLOW THESE STEPS TO SELECT THE IDEAL CONTRACTOR TO BRING YOUR PROJECT TO LIFE.

STEP ONE

It's always a good idea to interview several contractors and find the best match for your project and personality. Make sure you have a good rapport with the person and communicate your wants and needs.

STEP TWO

Once you decide on the work you want to complete, confirm that the contractor has experience by asking for photos, references, or examples of other projects they have completed to make sure you feel confident with their quality of work. **Make sure to ask if they are an Oberfields Authorized Contractor.**

STEP THREE

Once you award the project to a specific contractor, obtain a written contract of the work to be performed. Make sure you understand the scope of your project and if changes could result in additional costs.

STEP FOUR

Once your project is complete, we would love to see the finished product! Photos can be submitted to photos@oberfields.com. Photos may be used in social media or future catalog publications.

Utilize our network of authorized contractors and dealers to build your happy place

We have a valued distributor network throughout the Midwest who are knowledgeable about our products and have our products on display. We take great pride in providing in-depth regional training programs for contractors to become Authorized Oberfields Contractors.

[Learn more at Oberfields.com](https://www.oberfields.com)





“ Using the Oberfields Authorized Contractor network helped us secure a professional, trustworthy contractor who helped us through every step.

PAVERS

LEXINGTON®

OZARK® DEMI

OZARK® SUPRA

MANHATTAN® DEMI

MANHATTAN® SUPRA

NEWPORT®

CITYSTONE™ XL

PLYMOUTH®

JAMESTOWN®

LUNA™

GRAND FLAGSTONE

DIMENSIONAL FLAGSTONE



LEXINGTON®



OZARK® DEMI



OZARK® SUPRA



MANHATTAN® DEMI



MANHATTAN® SUPRA



NEWPORT®



CITYSTONE™ XL



PLYMOUTH®



JAMESTOWN®



LUNA™



GRAND FLAGSTONE



DIMENSIONAL FLAGSTONE

Lexington® Earth Blend | Sealed



Lexington[®]



Packaged Together New Combo Mold (Muster K Pattern)



Lexington 14
5 1/2" x 5 1/2" x 2 3/8"



Lexington 21
5 1/2" x 8 1/4" x 2 3/8"

Lexington 21 Sold Separately
(in Charcoal, Driftwood and Storm Only)



Due to variations in printing, color selections should always be chosen from actual product samples. Oberfields pavers require a buffer between the plate compactor and the paver surface to prevent scuffing.



Canyon Creek Blend

Charcoal
(Lexington 21 only)

Driftwood Blend


Earth Blend

Flagstone Blend


Granite Blend

Storm Blend


INSTALLATION PATTERNS



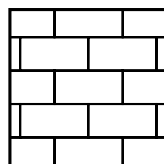
Muster K



90° Herringbone
(Lexington 21 only)



45° Herringbone
(Lexington 21 only)



Running Bond
(Lexington 21 only)

APPLICATIONS

Pedestrian traffic, residential driveways, patios, borders and swimming pool decks. Vehicular-Rated.

PACKAGING INFO

PRODUCT	WEIGHT PER SQ. FT.	UNITS PER SQ. FT.	SQ. FT. PER UNIT	UNITS PER LAYER	LAYERS PER CUBE	SQ. FT. PER LAYER	UNITS PER CUBE	WEIGHT PER CUBE	TOTAL SQ. FT. PER CUBE
Lexington® Combo Pallet	29 lbs	4.76/3.17	.32/.21	36	10	10.12	360	2934	101.20
Lexington® 21	29 lbs	3.17	0.32	42	8	13.25	336	3074 lbs	106

Ozark® Demi Storm Blend



Ozark® Demi



Packaged Together



Small Rectangle
4" x 8" x 2³/₈"

Square
8" x 8" x 2³/₈"

Large Rectangle
8" x 12" x 2³/₈"



Due to variations in printing, color selections should always be chosen from actual product samples. Oberfields pavers require a buffer between the plate compactor and the paver surface to prevent scuffing.



Canyon Creek Blend

Driftwood Blend

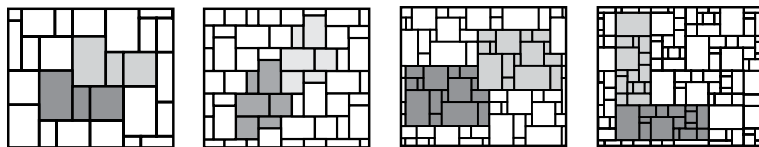
Earth Blend

Flagstone Blend

Granite Blend

Storm Blend

INSTALLATION PATTERNS



Demi or Supra
Pattern 1

Demi or Supra
Pattern 2

Demi/Supra
Pattern 1
Demi (30%),
Supra (70%)

Demi/Supra
Pattern 2
Demi (50%),
Supra (50%)

APPLICATIONS

Pedestrian traffic, residential driveways, patios, borders and swimming pool decks. Vehicular-Rated.

PACKAGING INFO

PRODUCT	WEIGHT PER SQ. FT.	UNITS PER SQ. FT.	SQ. FT. PER UNIT	UNITS PER LAYER	LAYERS PER CUBE	SQ. FT. PER LAYER	UNITS PER CUBE	WEIGHT PER CUBE	TOTAL SQ. FT. PER CUBE
Ozark® Demi Small Rectangle	29 lbs	4.5	0.22	8	10	1.76	80	Combined Weight 2884 lbs	All Sizes Together 103.3
Ozark® Demi Square	29 lbs	2.25	0.44	8	10	3.52	80		
Ozark® Demi Large Rectangle	29 lbs	1.5	0.66	8	10	5.28	80		

Ozark® Supra Driftwood Blend



Ozark® Supra



Packaged Together



Small Rectangle
8" x 16" x 2³/₈"

Square
16" x 16" x 2³/₈"

Large Rectangle
16" x 24" x 2³/₈"



Due to variations in printing, color selections should always be chosen from actual product samples. Oberfields pavers require a buffer between the plate compactor and the paver surface to prevent scuffing.



Driftwood Blend

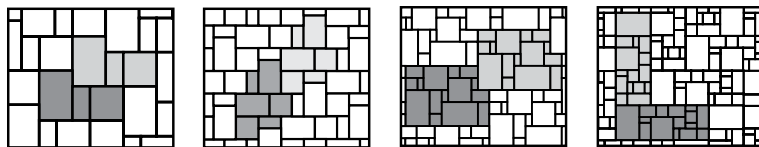
Earth Blend

Flagstone Blend

Granite Blend

Storm Blend

INSTALLATION PATTERNS



Demi or Supra
Pattern 1

Demi or Supra
Pattern 2

Demi/Supra
Pattern 1
Demi (30%), Supra (70%)

Demi/Supra
Pattern 2
Demi (50%), Supra (50%)

APPLICATIONS

Pedestrian traffic, patios, swimming pool decks and sidewalks.

PACKAGING INFO

PRODUCT	WEIGHT PER SQ. FT.	UNITS PER SQ. FT.	SQ. FT. PER UNIT	UNITS PER LAYER	LAYERS PER CUBE	SQ. FT. PER LAYER	UNITS PER CUBE	WEIGHT PER CUBE	TOTAL SQ. FT. PER CUBE
Ozark® Supra Small Rectangle	29 lbs	1.12	0.89	2	10	1.78	20	Combined Weight 2884 lbs	All Sizes Together 103.34
Ozark® Supra Square	29 lbs	0.56	1.77	2	10	3.54	20		
Ozark® Supra Large Rectangle	29 lbs	0.375	2.67	2	10	5.34	20		

Manhattan® Demi Driftwood Blend



Manhattan® Demi



Packaged Together



Small Rectangle
4" x 8" x 2³/₈"

Square
8" x 8" x 2³/₈"

Large Rectangle
8" x 12" x 2³/₈"



Due to variations in printing, color selections should always be chosen from actual product samples. Oberfields pavers require a buffer between the plate compactor and the paver surface to prevent scuffing.



Driftwood Blend

Earth Blend

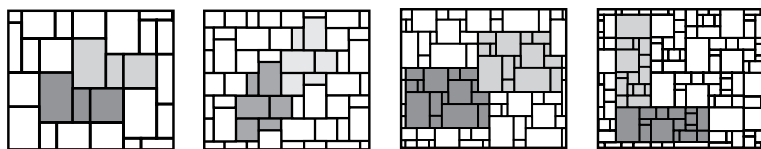
Flagstone Blend

Frost Blend

Granite Blend

Storm Blend

INSTALLATION PATTERNS



Demi or Supra
Pattern 1

Demi or Supra
Pattern 2

Demi/Supra
Pattern 1
Demi (30%), Supra (70%)

Demi/Supra
Pattern 2
Demi (50%), Supra (50%)

APPLICATIONS

Pedestrian traffic, residential driveways, patios, borders and swimming pool decks. Vehicular-Rated.

PACKAGING INFO

PRODUCT	WEIGHT PER SQ. FT.	UNITS PER SQ. FT.	SQ. FT. PER UNIT	UNITS PER LAYER	LAYERS PER CUBE	SQ. FT. PER LAYER	UNITS PER CUBE	WEIGHT PER CUBE	TOTAL SQ. FT. PER CUBE
Manhattan® Demi Small Rectangle	29 lbs	4.5	0.22	8	10	1.76	80	Combined Weight 2884 lbs	All Sizes Together 103.3
Manhattan® Demi Square	29 lbs	2.25	0.44	8	10	3.52	80		
Manhattan® Demi Large Rectangle	29 lbs	15	0.66	8	10	5.28	80		

Manhattan® Supra Frost Blend



Manhattan[®] Supra



Packaged Together



Small Rectangle
8" x 16" x 2³/₈"

Square
16" x 16" x 2³/₈"

Large Rectangle
16" x 24" x 2³/₈"



Due to variations in printing, color selections should always be chosen from actual product samples. Oberfields pavers require a buffer between the plate compactor and the paver surface to prevent scuffing.



Driftwood Blend

Earth Blend

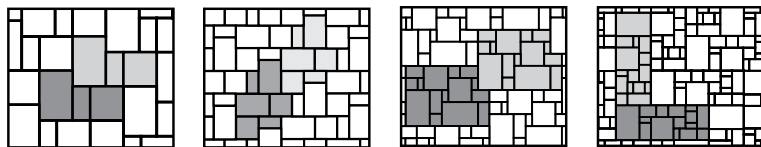
Flagstone Blend

Frost Blend

Granite Blend

Storm Blend

INSTALLATION PATTERNS



Demi or Supra
Pattern 1

Demi or Supra
Pattern 2

Demi/Supra
Pattern 1
Demi (30%), Supra (70%)

Demi/Supra
Pattern 2
Demi (50%), Supra (50%)


APPLICATIONS

Pedestrian traffic, patios, swimming pool decks and sidewalks.

PACKAGING INFO

PRODUCT	WEIGHT PER SQ. FT.	UNITS PER SQ. FT.	SQ. FT. PER UNIT	UNITS PER LAYER	LAYERS PER CUBE	SQ. FT. PER LAYER	UNITS PER CUBE	WEIGHT PER CUBE	TOTAL SQ. FT. PER CUBE
Manhattan [®] Supra Small Rectangle	29 lbs	1.12	0.89	2	10	1.78	20	Combined Weight 2884 lbs	All Sizes Together 103.34
Manhattan [®] Supra Square	29 lbs	0.56	1.77	2	10	3.54	20		
Manhattan [®] Supra Large Rectangle	29 lbs	0.375	2.67	2	10	5.34	20		

Newport® Driftwood Blend



Newport®



Packaged Together



Small Rectangle

$11 \frac{3}{4}'' \times 17 \frac{3}{4}'' \times 2 \frac{3}{8}''$

Square

$11 \frac{3}{4}'' \times 11 \frac{3}{4}'' \times 2 \frac{3}{8}''$

Large Rectangle

$11 \frac{3}{4}'' \times 23 \frac{5}{8}'' \times 2 \frac{3}{8}''$



Due to variations in printing, color selections should always be chosen from actual product samples. Oberfields pavers require a buffer between the plate compactor and the paver surface to prevent scuffing.

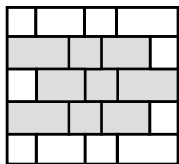


Driftwood Blend

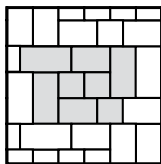
Granite Blend

Storm Blend

INSTALLATION PATTERNS



Random Running Bond



Pattern B


APPLICATIONS

Pedestrian traffic, patios, swimming pool decks and sidewalks.

PACKAGING INFO

PRODUCT	WEIGHT PER SQ. FT.	UNITS PER SQ. FT.	SQ. FT. PER UNIT	UNITS PER LAYER	LAYERS PER CUBE	SQ. FT. PER LAYER	UNITS PER CUBE	WEIGHT PER CUBE	TOTAL SQ. FT. PER CUBE
Newport® Small Rectangle	29 lbs	0.69	1.45	2	9	2.90	18	3020 lbs	104
Newport® Square	29 lbs	1.04	0.96	3	9	2.88	27	3020 lbs	104
Newport® Large Rectangle	29 lbs	0.52	1.93	3	9	5.79	27	3020 lbs	104

CityStone™ 24x24 Frost Blend



CityStone™ XL



CityStone™
12" x 24" x 2 1/2"



CityStone™
24" x 24" x 2 1/2"



Due to variations in printing, color selections should always be chosen from actual product samples. Oberfields pavers require a buffer between the plate compactor and the paver surface to prevent scuffing.



Driftwood Blend



Frost Blend

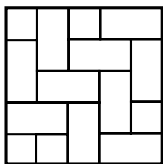


Silver Mist Blend




Storm Blend

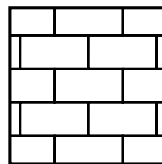
INSTALLATION PATTERNS



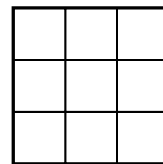
90° Herringbone
12x24



45° Herringbone
12x24



Running Bond
12x24, 24x24



Stack Bond
24x24


APPLICATIONS

Perfect for sidewalks, outlying entertaining spaces, or creating courtyards.

PACKAGING INFO

PRODUCT	WEIGHT PER SQ. FT.	UNITS PER SQ. FT.	SQ. FT. PER UNIT	LAYERS PER CUBE	WEIGHT PER PIECE	UNITS PER CUBE	WEIGHT PER CUBE	TOTAL SQ. FT. PER CUBE
CityStone™ 12x24	29 lbs	.50	2	10	54.25	60	3255	120
CityStone™ 24x24	29 lbs	.25	4	10	112	20	2240	80

Plymouth® Charcoal & Cream



Plymouth®



Due to variations in printing, color selections should always be chosen from actual product samples. Oberfields pavers require a buffer between the plate compactor and the paver surface to prevent scuffing.



Plymouth
4" x 8" x 2 ³/₈"



Plymouth
4" x 8" x 3 ¹/₈"
(Special Order Product)



Plymouth False Joint
4" x 8" x 3 ¹/₈"
(Special Order Product)



Charcoal



Cream



Dark Chocolate

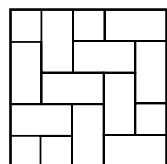


Khaki

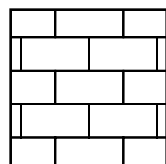


Silver Mist Blend


INSTALLATION PATTERNS



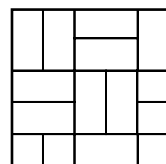
90° Herringbone



Running Bond



45° Herringbone



Basketweave

APPLICATIONS

Pedestrian traffic, residential driveways, patios, borders and swimming pool decks. Vehicular-Rated.

PACKAGING INFO

PRODUCT	WEIGHT PER SQ. FT.	UNITS PER SQ. FT.	SQ. FT. PER UNIT	UNITS PER LAYER	LAYERS PER CUBE	SQ. FT. PER LAYER	UNITS PER CUBE	WEIGHT PER CUBE	TOTAL SQ. FT. PER CUBE
Plymouth®	29 lbs	4.7	0.21	54	9	11.48	486	2999 lbs	103

Jamestown® Cream



Jamestown[®]



Due to variations in printing, color selections should always be chosen from actual product samples. Oberfields pavers require a buffer between the plate compactor and the paver surface to prevent scuffing.



Jamestown
2 ⁵/₈" x 7 ⁷/₈" x 2 ³/₈"




Charcoal

Cream

Salt & Pepper

Silver Mist Blend

INSTALLATION PATTERNS



90° Herringbone

Running Bond

45° Herringbone

Pattern A

Pattern B

APPLICATIONS

Pedestrian traffic, patios, borders and swimming pool decks.

PACKAGING INFO

PRODUCT	WEIGHT PER SQ. FT.	UNITS PER SQ. FT.	SQ. FT. PER UNIT	UNITS PER LAYER	LAYERS PER CUBE	SQ. FT. PER LAYER	UNITS PER CUBE	WEIGHT PER CUBE	TOTAL SQ. FT. PER CUBE
Jamestown [®]	29 lbs	7.14	0.14	78	5	10.92	390	1583 lbs	54.60

Luna™ Charcoal & Frost



Luna™



Luna
4 1/3" x 6" x 2 1/2"



Due to variations in printing, color selections should always be chosen from actual product samples. Oberfields pavers require a buffer between the plate compactor and the paver surface to prevent scuffing.



Charcoal



Frost


APPLICATIONS

Pedestrian traffic, residential driveways, patios, borders and swimming pool decks. Vehicular-Rated.

PACKAGING INFO

PRODUCT	WEIGHT PER SQ. FT.	UNITS PER SQ. FT.	SQ. FT. PER UNIT	UNITS PER LAYER	LAYERS PER CUBE	SQ. FT. PER LAYER	UNITS PER CUBE	WEIGHT PER CUBE	TOTAL SQ. FT. PER CUBE
Luna™	25 lbs	5.52	N/A	64	10	11.6	640	2872 lbs	116


Grand Flagstone Cuyahoga Blend




Grand Flagstone*



Due to variations in printing, color selections should always be chosen from actual product samples.

 * Not Available in Michigan.

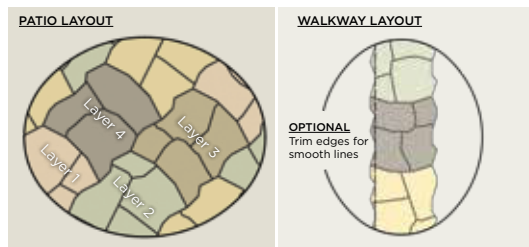


Grand Flagstone*

Dimensions - All Grand Flagstone is 1 3/4" thick

Note: Outside dimensions of each layer are identical to all other layers, allowing any layer to be used anywhere in the pattern.

INSTALLATION PATTERNS



APPLICATIONS

Pedestrian traffic, patios, borders, swimming pool decks and sidewalks.

PACKAGING INFO

PRODUCT	WEIGHT PER SQ. FT.	UNITS PER SQ. FT.	LAYERS PER CUBE	UNITS PER CUBE	WEIGHT PER CUBE	SQ. FT. PER UNIT	SQ. FT. PER LAYER	TOTAL SQ. FT. PER CUBE
Grand Flagstone	20.5	N/A	8	32	2160	N/A	11	88


Dimensional Flagstone Cuyahoga Blend




Dimensional Flagstone*



Due to variations in printing, color selections should always be chosen from actual product samples.

 * Not Available in Michigan.



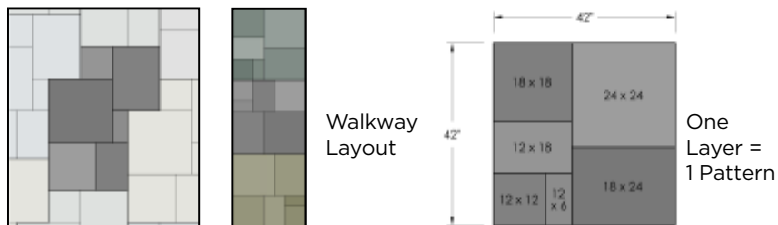
_____ Packaged Together _____

- a) **Dimensional Flagstone*** - 6" x 12" x 2"
- b) **Dimensional Flagstone*** - 12" x 12" x 2"
- c) **Dimensional Flagstone*** - 12" x 18" x 2"
- d) **Dimensional Flagstone*** - 18" x 18" x 2"
- e) **Dimensional Flagstone*** - 18" x 24" x 2"
- f) **Dimensional Flagstone*** - 24" x 24" x 2"



Cuyahoga Blend (Special Product Only) Mohican Blend (Special Product Only) Scioto Blend (Special Product Only)

INSTALLATION PATTERNS



APPLICATIONS

Pedestrian traffic, patios, swimming pool decks, and sidewalks.

PACKAGING INFO

PRODUCT	WEIGHT PER SQ. FT.	UNITS PER SQ. FT.	LAYERS PER CUBE	UNITS PER CUBE	WEIGHT PER CUBE	SQ. FT. PER UNIT	SQ. FT. PER LAYER	TOTAL SQ. FT. PER CUBE
Dimensional Flagstone	24	N/A	8	48	2350	N/A	12.25	98

WALLS

EDINGTON WALL STONE®

LENZA WALL

BELVEDERE WALL

DIMENSIONAL WALL

KODAH WALL

OUTCROPPING WALL

VERSA-LOK®



EDINGTON WALL STONE®



LENZA WALL



BELVEDERE WALL



DIMENSIONAL WALL



KODAH WALL



OUTCROPPING WALL



VERSA-LOK®

Non-Tumbled Edington Wall Stone® Storm Blend



Edington Wall Stone®



Due to variations in printing, color selections should always be chosen from actual product samples.



Edington Wall Stone
12" x 8" x 4"



Edington Wall Stone Wedge
12" x 8" x 4"



Non-Tumbled Edington Wall Stone
12" x 8" x 4"



Non-Tumbled Edington Wall Stone Wedge
12" x 8" x 4"



Canyon Creek Blend



Charcoal



Driftwood Blend



Earth Blend

Tumbled



Canyon Creek Blend



Charcoal



Driftwood Blend



Earth Blend

Non-Tumbled



Flagstone Blend



Granite Blend



Silver Mist Blend



Storm Blend



Flagstone Blend



Granite Blend



Silver Mist Blend



Storm Blend


APPLICATIONS

Garden walls, freestanding walls, columns and edging with a 3' height maximum.

PACKAGING INFO

PRODUCT	WEIGHT PER SQ. FT.	UNITS PER SQ. FT.	UNITS PER BAND	UNITS PER CUBE	WEIGHT PER CUBE	SQ. FT. PER UNIT	SQ. FT. PER BAND	TOTAL SQ. FT. PER CUBE
Edington Wall Stone®	90	3.00	N/A	100	2900	0.333	N/A	33
Edington Wall Stone® Wedge	75	3.00	N/A	90	2160	0.333	N/A	30
Non-Tumbled Edington Wall Stone®	90	3.00	N/A	132	3960	0.333	N/A	44
Non-Tumbled Edington Wall Stone® Wedge	75	3.00	N/A	90	2250	0.333	N/A	30

Lenza Wall Driftwood Blend



Lenza Wall



Due to variations in printing, color selections should always be chosen from actual product samples.



Wall Block
18" x 9" x 5"



Wall Cap
18.5" x 10" x 2.5"



Alignment Pins



Driftwood Blend

Granite Blend

Storm Blend

APPLICATIONS

Garden walls, freestanding walls, columns and edging with a 3' height maximum, when using adhesive.

True retaining wall when using the pin system.

PACKAGING INFO

PRODUCT	WEIGHT PER SQ. FT.	UNITS PER SQ. FT.	UNITS PER BAND	UNITS PER CUBE	WEIGHT PER CUBE	SQ. FT. PER UNIT	SQ. FT. PER BAND	TOTAL SQ. FT. PER CUBE
Lenza Wall	86	1.60	10	50	2666	0.62	6.20	31
Lenza Cap	11.52	3.13	8	64	2304	0.32	2.56	20.48


Belvedere Wall Mohican Blend



Belvedere Wall*



Due to variations in printing, color selections should always be chosen from actual product samples.

 * Not Available in Michigan.



Belvedere* Wall, Corner and Coping

Wall blocks come in different sizes to create a double sided wall.

Belvedere also available in corners and copings.



Cuyahoga Blend
(Special Order Product)

Mohican Blend

Scioto Blend

APPLICATIONS

Walls or freestanding columns proportionately scaled for residential applications.

INSTALLATION & PRODUCT DETAILS

For more product and packaging details, please visit oberfields.com.

PACKAGING INFO

PRODUCT	WEIGHT FACE FT.	UNITS FACE FT.	UNITS PER BAND	UNITS PER CUBE	WEIGHT PER CUBE	SQ. FT. PER UNIT	SQ. FT. PER BAND	TOTAL SQ. FT. PER CUBE
Belvedere Walls	91.667	N/A	N/A	N/A	2475	N/A	N/A	27
Belvedere Corners	63.33	N/A	N/A	N/A	1520	N/A	N/A	24
Belvedere Coping	N/A	N/A	N/A	N/A	1550	N/A	N/A	66/LNFT


Dimensional Wall Mohican Blend



Dimensional Wall*



Due to variations in printing, color selections should always be chosen from actual product samples.

 * Not Available in Michigan.



Dimensional Wall Straight Block*
12" x 8" x 4"



Dimensional Wall Wedge Block*
12" x 8" x 4"



Cuyahoga Blend
(Special Order Product)



Mohican Blend



Scioto Blend

APPLICATIONS

Garden walls, freestanding walls, columns and edging.

INSTALLATION & PRODUCT DETAILS

For more product and packaging details, please visit oberfields.com.

PACKAGING INFO

PRODUCT	WEIGHT FACE FT.	UNITS PER FACE FT.	UNITS PER BAND	UNITS PER CUBE	WEIGHT PER CUBE	SQ. FT. PER UNIT	SQ. FT. PER BAND	TOTAL SQ. FT. PER CUBE
Dimensional Wall	84	3.00	N/A	75	2100	.333	N/A	25
Dimensional Wedge	N/A	3.00	N/A	100	2000	.333	N/A	N/A

Kodah Wall Scioto Blend



Kodah Wall*



Packaged Together




Kodah Wall
12" x 10.5" x 6"

Kodah Wall
30" x 10.5" x 6"

Kodah Wall
21" x 10.5" x 6"

Kodah Wall
42" x 10.5" x 6"

Due to variations in printing, color selections should always be chosen from actual product samples.

 * Not Available in Michigan.



Kodah Wall Corner
21" x 10.5" x 6"



Cuyahoga Blend
(Special Order Product)

Mohican Blend

Scioto Blend

APPLICATIONS

Garden walls, gravity walls, freestanding walls, columns and edging.

INSTALLATION & PRODUCT DETAILS

For more product and packaging details, please visit oberfields.com.

PACKAGING INFO

PRODUCT	WEIGHT FACE FT.	UNITS FACE FT.	UNITS PER BAND	UNITS PER CUBE	WEIGHT PER CUBE	SQ. FT. PER UNIT	SQ. FT. PER BAND	TOTAL SQ. FT. PER CUBE
Kodah Wall Pallet	N/A	N/A	N/A	18	2370	N/A	N/A	21
Kodah Corner Pallet	N/A	N/A	N/A	16	1600	1.3	N/A	21


Outcropping Wall Scioto Blend



Outcropping Wall*



Due to variations in printing, color selections should always be chosen from actual product samples.

 * Not Available in Michigan.



Outcropping Wall Stone*
12" H x 42" L
(unit shown is one of a 12-piece modular system)



Outcropping Wall Stone Corner Available in 6"
6" H x 39" L x 27" D, 12" H x 39" L x 27" D



Outcropping Wall Stone*
18" H x 60" L x 18" D
(unit shown is one of a 12-piece modular system)

Outcropping Wall Stone Corner 6"
6" H x 39" L x 27" D
Outcropping Wall Stone Corner 12"
12" H x 48" L x 30" D



Cuyahoga Blend
(Special Order Product)



Mohican Blend



Scioto Blend

APPLICATIONS

Residential or commercial engineered wall system.

INSTALLATION & PRODUCT DETAILS

For more product and packaging details, please visit oberfields.com.

PACKAGING INFO

PRODUCT	WEIGHT FACE FT.	UNITS FACE FT.	UNITS PER BAND	UNITS PER CUBE	WEIGHT PER CUBE	SQ. FT. PER UNIT	SQ. FT. PER BAND	TOTAL SQ. FT. PER CUBE
Outcropping Wall	222.22	N/A	N/A	N/A	4000	N/A	N/A	18


Versa-Lok® Storm Blend



Versa-Lok®



Due to variations in printing, color selections should always be chosen from actual product samples.

 * Not Available in Michigan.



Standard
16" (face) x 14" (rear) x 12" D x 6" H



Smooth Top
16" (face) x 14" (rear) x 12" D x 6" H



Rectangular Cap
16" (face) x 11⁵/₈" D x 3⁵/₈" H



Solid Corner
7⁷/₈" (face) x 12" D x 6" H



Full Return Corner
16" (face) x 7⁷/₈" D x 6" H



Weathered Standard*
16" (face) x 14" (rear) x 12" D x 6" H



Solid Corner Unit Weathered*
7⁷/₈" (face) x 12" D x 6" H



Full Return Corner Weathered*
16" (face) x 7⁷/₈" D x 6" H



Rectangular Cap Weathered*
16" (face) x 11⁵/₈" D x 3⁵/₈" H



Charcoal
Rectangular Cap Only

***Weathered Versa-Lok® available.
Special Order Product.
1 Pallet Minimum.**

APPLICATIONS

Residential or commercial engineered retaining wall applications.



Canyon Creek Blend



Chestnut Blend



Desert Sand



Earth Blend



Flagstone Blend



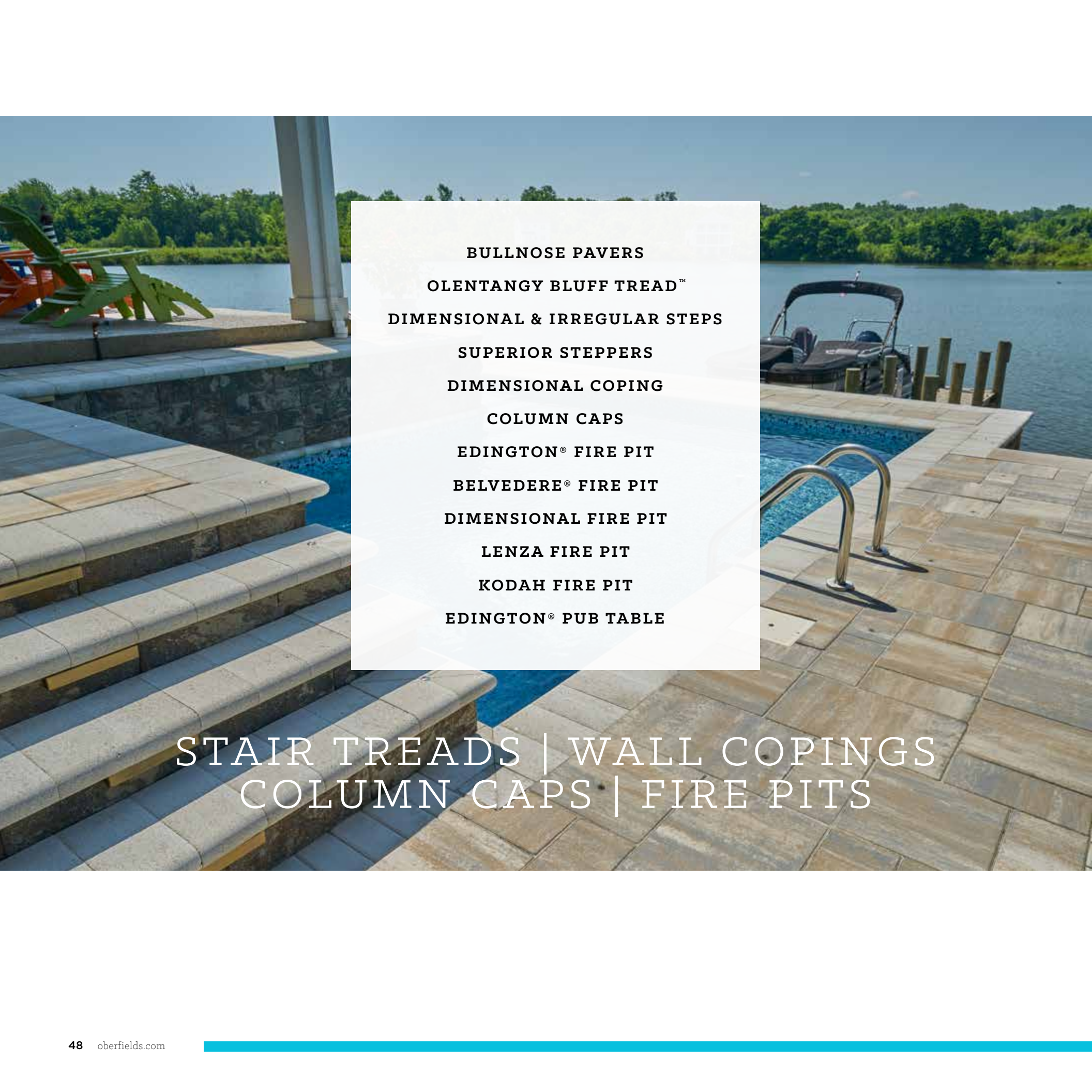
Granite Blend



Storm Blend

PACKAGING INFO

PRODUCT	WEIGHT FACE FT.	UNITS FACE FT.	UNITS PER CUBE	WEIGHT PER CUBE	SQ. FT. PER UNIT	SQ. FT. PER BAND	TOTAL SQ. FT. PER CUBE
Non-Weathered Versa-Lok® Standard	123	1.50	32	2624	0.667	N/A	21.33
Non-Weathered Versa-Lok® Smooth Top Standard	123	1.50	32	2624	0.667	N/A	21.33
Non-Weathered Rectangular Retaining Wall Cap	51	N/A	48	2448	N/A	N/A	N/A
Non-Weathered Versa-Lok® Solid Corner	41	3.00	64	2624	N/A	N/A	N/A
Non-Weathered Versa-Lok® Full Return Corner	48	N/A	48	2304	N/A	N/A	N/A
Weathered Versa-Lok® Standard	123	N/A	32	2624	0.667	N/A	21.33
Weathered Rectangular Retaining Wall Cap	51	N/A	48	2448	N/A	N/A	N/A
Weathered Versa-Lok® Solid Corner	41	N/A	64	2624	N/A	N/A	N/A
Weathered Versa-Lok® Full Return Corner	48	N/A	48	2304	N/A	N/A	32

A photograph of a stone patio area next to a swimming pool. The patio is made of light-colored, rectangular stone pavers. In the foreground, there are stone steps leading down to the pool. A stainless steel pool ladder is visible in the pool. In the background, a boat is docked at a wooden pier on a lake. The sky is clear and blue, and there are green trees on the far shore.

BULLNOSE PAVERS
OLENTANGY BLUFF TREAD™
DIMENSIONAL & IRREGULAR STEPS
SUPERIOR STEPPERS
DIMENSIONAL COPING
COLUMN CAPS
EDINGTON® FIRE PIT
BELVEDERE® FIRE PIT
DIMENSIONAL FIRE PIT
LENZA FIRE PIT
KODAH FIRE PIT
EDINGTON® PUB TABLE

STAIR TREADS | WALL COPINGS
COLUMN CAPS | FIRE PITTS



BULLNOSE PAVERS



**OLENTANGY
BLUFF TREAD™**



**DIMENSIONAL &
IRREGULAR STEPS**



SUPERIOR STEPPERS



DIMENSIONAL COPING



COLUMN CAPS



EDINGTON® FIRE PIT



BELVEDERE® FIRE PIT



DIMENSIONAL FIRE PIT



LENZA FIRE PIT



KODAH FIRE PIT



EDINGTON® PUB TABLE

Bullnose Pavers Cream



Bullnose Pavers



Due to variations in printing, color selections should always be chosen from actual product samples.



Single Bullnose
6" x 12" x 2 ³/₈"



Double Bullnose
6" x 12" x 2 ³/₄"



Charcoal



Cream



Dark Chocolate



Khaki



Silver Mist


APPLICATIONS

Steps, wall caps and coping applications.

PACKAGING INFO

PRODUCT	WEIGHT PER SQ. FT.	UNITS PER SQ. FT.	UNITS PER LAYER	UNITS PER CUBE	WEIGHT PER CUBE	SQ. FT. PER UNIT	TOTAL SQ. FT. PER CUBE
Single Bullnose Paver	28.0	2.00	N/A	168	2352	N/A	78
Vintage Single Bullnose Paver	28.0	2.00	N/A	192	2668	N/A	96
Double Bullnose Paver	30.0	2.00	N/A	144	2160	N/A	72
Vintage Double Bullnose Paver	30.0	2.00	N/A	192	2880	N/A	96

Olentangy Bluff Tread™ Scioto Blend



Olentangy Bluff Tread™



Due to variations in printing, color selections should always be chosen from actual product samples.



Olentangy Bluff Tread™
36" L x 16" D x 6" H



Olentangy Bluff Tread™
48" L x 16" D x 6" H



Olentangy Bluff Tread™
60" L x 16" D x 6" H



Olentangy Bluff Tread™
72" L x 16" D x 6" H



Cuyahoga Blend
(Special Order Product)



Mohican Blend



Scioto Blend

APPLICATIONS

Residential or commercial step applications.

PACKAGING INFO

PRODUCT	WEIGHT PER SQ. FT.	UNITS PER SQ. FT.	UNITS PER BAND	UNITS PER CUBE	WEIGHT PER CUBE	SQ. FT. PER UNIT	SQ. FT. PER BAND	TOTAL SQ. FT. PER CUBE
Olentangy Bluff Tread 36"	N/A	N/A	N/A	8	2240	N/A	N/A	N/A
Olentangy Bluff Tread 48"	N/A	N/A	N/A	8	2984	N/A	N/A	N/A
Olentangy Bluff Tread 60"	N/A	N/A	N/A	6	2802	N/A	N/A	N/A
Olentangy Bluff Tread 72"	N/A	N/A	N/A	4	2240	N/A	N/A	N/A


Dimensional Steps Cuyahoga Blend




Dimensional & Irregular Steps*



Due to variations in printing, color selections should always be chosen from actual product samples.

 * Not Available in Michigan.



A Irregular Steps*

All irregular steps have 7" rise
 42" L x 17" D x 7" H (349 lbs.)
 42" L x 26" D x 7" H (476 lbs.)
 54" L x 22" D x 7" H (458 lbs.)
 48" L x 24" D x 7" H (512 lbs.)
 48" L x 28" D x 7" H (567 lbs.)
 60" L x 24" D x 7" H (600 lbs.)

Sold as Full Pallet Only

B Dimensional Steps*

All dimensional steps have 7" rise
 36" L x 18" D x 7" H (375 lbs.)
 48" L x 18" D x 7" H (455 lbs.)
 72" L x 30" D x 7" H (1320 lbs.)



APPLICATIONS

Residential or commercial step applications.

INSTALLATION & PRODUCT DETAILS

For more product and packaging details, please visit oberfields.com.

PACKAGING INFO

PRODUCT	WEIGHT PER SQ. FT.	UNITS PER SQ. FT.	UNITS PER BAND	UNITS PER CUBE	WEIGHT PER CUBE	SQ. FT. PER UNIT	SQ. FT. PER BAND	TOTAL SQ. FT. PER CUBE
Irregular Steps*	N/A	N/A	N/A	6	2962	N/A	N/A	N/A
Dimensional Steps 3'	N/A	N/A	N/A	6	2250	N/A	N/A	N/A
Dimensional Steps 4'	N/A	N/A	N/A	6	2730	N/A	N/A	N/A
Dimensional Steps 6'	N/A	N/A	N/A	3	3960	N/A	N/A	N/A


Superior Steppers Scioto Blend



Superior Steppers*



Due to variations in printing, color selections should always be chosen from actual product samples.

 * Not Available in Michigan.



Superior Stepper - 21" x 27" x 2"
Eight different shapes on a cube.



Cuyahoga Blend
(Special Order Product)



Mohican Blend



Scioto Blend

APPLICATIONS

Residential or commercial step applications.

PACKAGING INFO

PRODUCT	WEIGHT PER SQ. FT.	UNITS PER SQ. FT.	UNITS PER BAND	UNITS PER CUBE	WEIGHT PER CUBE	SQ. FT. PER UNIT	SQ. FT. PER BAND	TOTAL SQ. FT. PER CUBE
Superior Steppers	N/A	N/A	N/A	24	1950	N/A	N/A	N/A


Dimensional Coping Cuyahoga Blend



Dimensional Coping*



Due to variations in printing, color selections should always be chosen from actual product samples.

 * Not Available in Michigan.



Standard Coping*
18" x 12.5" x 2.5"

Packaged Together



Finished End Coping*
19" x 12.5" x 2.5"



Long Coping*
24" x 12.5" x 2.5"



Cuyahoga Blend
(Special Order Product)



Mohican Blend



Scioto Blend

APPLICATIONS

Walls applications, stair treads.

INSTALLATION & PRODUCT DETAILS

For more product and packaging details, please visit oberfields.com.

PACKAGING INFO

PRODUCT	WEIGHT PER SQ. FT.	UNITS PER SQ. FT.	UNITS PER BAND	UNITS PER CUBE	WEIGHT PER CUBE	SQ. FT. PER UNIT	SQ. FT. PER BAND	TOTAL SQ. FT. PER CUBE
Dimensional Coping	N/A	N/A	N/A	N/A	1950	N/A	N/A	63/LNFT


Belvedere Column Cap Mohican Blend



Column Caps



Due to variations in printing, color selections should always be chosen from actual product samples.

 * Not Available in Michigan.

CAP SIZES

24" x 24" x 2"

28" x 28" x 2"

24" x 24" x 3"

28" x 28" x 3"

Kodah Cap 36" x 36" x 3"



Cuyahoga Blend
(Special Order Product)



Mohican Blend



Scioto Blend

APPLICATIONS

Column caps.

PACKAGING INFO

PRODUCT	NOMINAL DIMENSIONS	WEIGHT / EACH	UNITS PER SQ. FT.	UNITS / BUNDLE	WEIGHT PER CUBE
Rockface Cap Sizes	24" front x 24" depth x 2" height	90	N/A	12	1080
Rockface Cap Sizes	28" front x 28" depth x 2" height	105	N/A	6	630
Rockface Cap Sizes	24" front x 24" depth x 3" height	140	N/A	12	1680
Rockface Cap Sizes	28" front x 28" depth x 3" height	180	N/A	6	1080
Kodah Cap*	36" front x 36" depth x 3" height	315	N/A	5	1575

Edington® Fire Pit Granite Blend



Edington® Fire Pit



Due to variations in printing, color selections should always be chosen from actual product samples.



DIMENSIONS

12" H x 48" Diameter
32" Inside Diameter
Weight - 1083 lbs (1 pallet)

COMPONENTS

- 39 Edington Wall Stone Wedge Units
- 3 - 10 oz. Tubes of Paver Bond
- Steel Ring
- Optional Precast Rockface Caps

Components Sold Separately

AVAILABLE COLORS



Tumbled



Non-Tumbled

PRECAST CAP COLORS



MORE ABOUT THE FIRE PIT

Build a fire pit in no time with our Edington Fire Pit. Place base units on 4-6" of prepared compacted base and adhere units as you construct. Great for small fires, roasting marshmallows and hot dogs.

APPLICATIONS

Outdoor fire pits

Belvedere Fire Pit Scioto Blend



Belvedere Fire Pit*



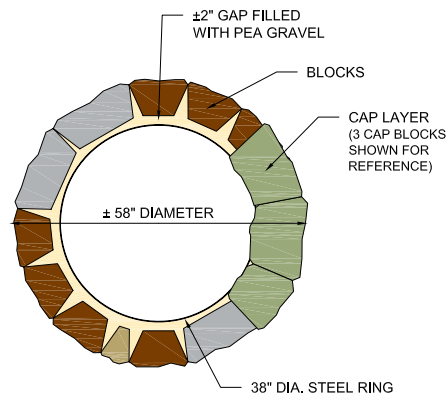
DIMENSIONS

14" H x 58" Diameter
Weight - 1348 lbs (1 pallet)

COMPONENTS


- 52 Belvedere Units
- 3-10 oz. Tubes of Adhesive
- Steel Ring

Components Sold Separately



TOP VIEW

Due to variations in printing, color selections should always be chosen from actual product samples.

 * Not Available in Michigan.

AVAILABLE COLORS



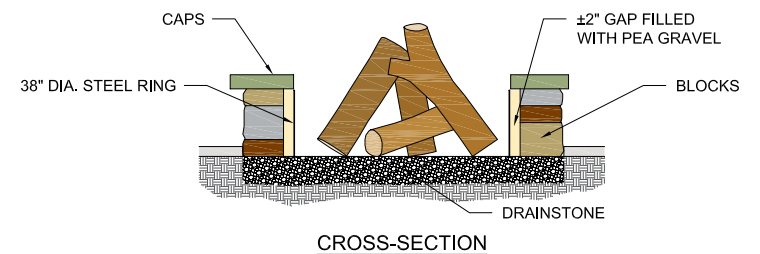
Cuyahoga Blend
(Special Order Product)



Mohican Blend

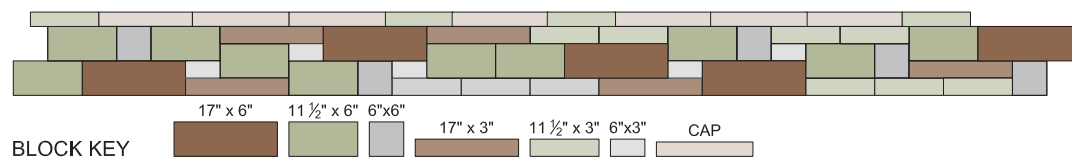


Scioto Blend



CROSS-SECTION

INSTALLATION PATTERN (OPTIONAL)



BLOCK KEY

MORE ABOUT THE FIRE PIT

The Belvedere Fire Pit creates a rustic sophistication all its own. The Belvedere Fire Pit has a diameter of approximately five feet and a height of fourteen inches, the proportions of the fire pit creates a perfect focal point for any occasion—from intimate gathers to larger events.

APPLICATIONS

Outdoor fire pits

Dimensional Fire Pit Scioto Blend



Dimensional Fire Pit*



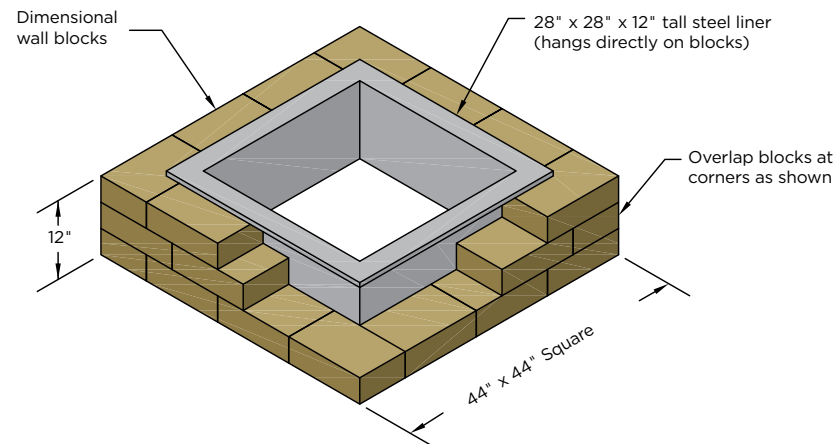
DIMENSIONS

12" H x 44"W x 44"D
Weight - 1136 lbs. (1 pallet)


COMPONENTS

- 36 Dimensional Units
- 3-10 oz. Tubes of Adhesive
- Steel Liner

Components Sold Separately



Due to variations in printing, color selections should always be chosen from actual product samples.

 * Not Available in Michigan.

AVAILABLE COLORS



Cuyahoga Blend
(Special Order Product)



Mohican Blend



Scioto Blend

MORE ABOUT THE FIRE PIT

The Dimensional Wall Fire Pit features hand-hewn stone texture with consistent dimensions to create a natural looking square fire pit.

APPLICATIONS

Outdoor fire pits

Custom Kodah Fire Pit



Kodah Fire Pit*



DIMENSIONS


12" H x 44"W x 48"D
Weight - 1682 lbs. (1 pallet)

COMPONENTS

- 16 Kodah Corner Units
- 3-10 oz. Tubes of Adhesive
- Steel Liner

Components Sold Separately

Due to variations in printing, color selections should always be chosen from actual product samples.

 * Not Available in Michigan.

AVAILABLE COLORS



Cuyahoga Blend
(Special Order Product)

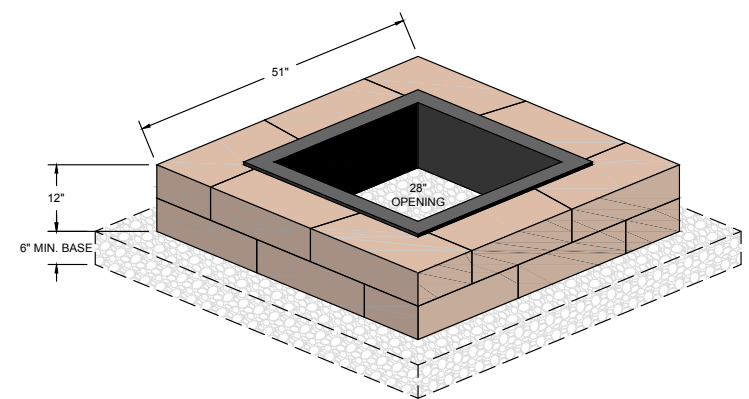


Mohican Blend



Scioto Blend

TYPICAL CONSTRUCTION ISOMETRIC VIEW



MORE ABOUT THE FIRE PIT

The Kodah fire pit features modern, linear proportions. The freshly quarried stone texture complements a variety of applications. It is designed for fast installation with large blocks and perfectly planned construction.

INSTALLATION & PRODUCT DETAILS

For more product and packaging details, please visit oberfields.com.

APPLICATIONS

Outdoor fire pits

Lenza Fire Pit Charcoal



Lenza Fire Pit



DIMENSIONS

72" L x 54" W x 17 3/8" H
Weight - 2480 lbs. (1 pallet)

Due to variations in printing, color selections should always be chosen from actual product samples.

COMPONENTS

- 36 Lenza Wall Units
 - 40 Bullnose Caps
 - 5-10 oz. Tubes of Adhesive
- Does Not Include A Steel Liner

AVAILABLE COLORS



Driftwood Blend



Granite Blend



Storm Blend

MORE ABOUT THE FIRE PIT

The Lenza Fire Pit features modern, smooth dimensions to create a linear fire pit.


INSTALLATION & PRODUCT DETAILS

For more product and packaging details, please visit oberfields.com.

APPLICATIONS

Outdoor fire pits

Edington® Pub Table Storm Blend



Edington® Pub Table (Custom)



DIMENSIONS

42" H x 48"W x 48"D
Weight - 1752 lbs (2 pallet)

COMPONENTS

- 36 Edington Wall Stone pieces
- 1-42" Table Top with 2" hole
- 1-28" Foot Rest with 2" hole
 - Both pieces 3" thick
 - The 2" hole fits standard umbrella (not incl.)
- 2-10 oz. Tubes of Adhesive
- Optional 42" Round Table Top with 2" hole (non stock)

Components Sold Separately

Due to variations in printing, color selections should always be chosen from actual product samples.

AVAILABLE COLORS



Tumbled



Non-Tumbled

PRECAST CAP COLORS



Cuyahoga Blend
(Special Order Product)

Mohican Blend

Scioto Blend

MORE ABOUT THE PUB TABLE

Add additional entertaining space with our Pub Table. The large table top allows plenty of room to enjoy drinks or a snack. The bottom foot rest is great for propping up your feet.

APPLICATIONS

Outdoor seating / eating



Dura Denz penetrating sealers are offered in both water based and solvent based formulas. Each formula offers two finishes—a wet look and a matte look. Either finish adds enhancement and protection for years, with minimal maintenance.

SOLVENT BASED

- WET LOOK
- MATTE LOOK

WATER BASED

- WET LOOK
- MATTE LOOK



Dura-Denz Polymeric Sand

Dura Denz Polymeric Sand is a joint stabilization sand that offers long lasting durability and superior strength when it comes to your pavement joints. Formulated with a blend of native sands and polymer binders; that once activated, allows the joints to expand and contract with the elements – such as freeze/thaw cycles. Dura Denz Poly Sand prevents sand erosion from pavement joints caused by rain and other water run-off, deters weed growth and insect infestation, and reduces overall pavement maintenance. You can be assured that Dura Denz Polymeric Sand will not discolor the surface or leave behind a haze, when installed correctly. Designed and tested in conjunction with the Americana Collection pavers; the Dura Denz Polymeric Sand, as well as Dura Denz Sealers, promotes a system sell of pavers; built to our specifications, delivering both on quality and consistency.

Best Practices

We adhere to ICPI System Practices

- After excavation, install geosynthetic fabric
- Install sub-base material (open graded 3/4" clean or dense 3/4" down to fines)
- Install bedding layer (clean limestone chip or dense concrete sand)
- Install Americana Collection paver
- Sweep in Dura Denz Polymeric Sand
- Clean patio in preparation of sealer
- Seal patio with Dura Denz All-In-One Sealer

All-In-One Sealers

How many reasons do you need?

Our new Dura Denz All-In-One penetrating sealers enhance color and texture, stabilizes joint sand, and protect against mold, moss and algae. Formulated to resist UV rays, Dura Denz Sealers help to retain the pavers original color while also repelling water and stains. It can be applied immediately after installation on a clean, dry installation and is rain safe in 90 minutes.

Dura Denz Sealers are formulated to give maximum coverage for years. Although formulated in conjunction with the Americana Collection pavers, Dura-Denz Sealers may also be applied to any type of concrete paver, clay paver, flat and stamped concrete, and masonry surfaces such as concrete walls, exposed aggregate and retaining walls. When sealing, it is always best to test in an inconspicuous location prior to full application.



Granite



Tan

Dura Denz Polymeric Sand is recommended for joints up to 3/4" (max). For best performance, install with a minimum depth of 1.5"

Available in two color options: Granite and Tan. Customers can expect our Granite to be richer and deeper in color than its counterparts in the market. This was done purposefully, to best compliment our rich gray tones within our pavers.

1 bag = approximately 100 square feet, depending on paver style.

Make sure you ask your contractor about this very important last step to a professional grade finish. By committing to an easy maintenance plan, you can keep stains from penetrating your hardscape surface and make a world of difference to the look and longevity of your paver project!



oberfields

A QUIKRETE® COMPANY



oberfields.com

FOLLOW US



SALES & MANUFACTURING

Hardscape & Wet Cast
528 London Road
Delaware, Ohio 43015
614-252-0955

Hardscape
4033 Alum Creek Drive
Obetz, Ohio 43207
614-252-0955